



# Bulk & Accessories





## PROCAB BULK & ACCESSORIES CATALOG

Procab is the Belgian brand that specializes in premium quality cables and cable accessories for a large variety of applications. The brand is well-known for developing innovative and adapted solutions for the pro AV as well as the home markets for over 18 years.

Inside this catalog, you will find an extensive range of audio, video and digital cabling with matching connectors that can be used for fixed installations as well as mobile applications. Besides a wide selection of microphone and signal cables, the audio category also covers multicore and speaker cables. Other categories cover coax and other types of video signal cables, UTP, DMX and power cables.

Whether you are making cables, cabling a rack, preparing a stage or traveling to the next show, make your job easier by using Procab's cable accessories!

Procab takes great pride in the fact that all its cables are submitted to rigorous testing before they are launched. All manufactured cables comply with global and EU environmental regulations concerning hazardous substances.

For more information about Procab and its products, visit [www.procab.be](http://www.procab.be).

Other available catalogs:

- › Basic series catalog
- › Classic series catalog
- › Prime series catalog

### PRIME SERIES



Prime premade series offers you the reference in cables. The series consists of the most demanded cables in the field. All connections are equipped with Neutrik BAG connectors. Besides the top-quality black connectors, the cables used in this series are also designed to the highest standards.

### CLASSIC SERIES



Classic premade series offers a stunning line of cables that will satisfy anyone who uses it. Not only the design but also the quality of the cables themselves is unheard of in this price range. Our confidence in these products is reflected in the 5-year limited warranty offered on all classic models.

### BASIC SERIES



Basic series consists of a complete line containing all the standard cables that you will need in your installations. Due to its simplicity, our basic cable series has become very popular with all types of users.





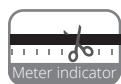


# Audio bulk



## PMC224 ULTRAFLEX BALANCED MICROPHONE CABLE

★★★★★



The PMC224 is a high-quality microphone cable with an ultra-flexible outer jacket. Two 24 AWG (0.22 mm<sup>2</sup>) conductors consisting of 28 copper strands with 0.10 mm thickness are surrounded by a 80-strand copper spiral shielding with superior coverage. In combination with the thick and soft PVC outer jacket, this provides a flexible but solid feel while making it able to withstand an extreme number of bending cycles.

An optimal signal transmission is guaranteed due to the low capacitance and use of high-purity copper, while the high-coverage shielding provides a great immunity against interference. These features make the PMC224 perfect for use in professional stage & studio applications.

### CROSS SECTION



### HIGHLIGHTS

- Ultraflex™ Ultra flexible jacket
- 24 AWG thin and dense stranded conductors
- Spiral copper shielding - 80 strands

### INNER CONDUCTOR



### SHIELDING



MOBILE

RENTAL

STAGE

Type of cable	Balanced microphone cable
Inner conductor	BC 28 x 0.10 mm
Inner conductor section	0.22 mm <sup>2</sup>
Insulation	Foamed PE Ø 1.4 mm
Insulation color	Red / Blue
Number of conductors	2
Shielding	BC 80 x 0.1 mm - spiral
Filling	Cotton yarn
Separator	None
Outer jacket	Superflex PVC
Outer jacket color	Black
Outer jacket dimensions	Ø 6.5 mm
American Wire Gauge	24 AWG

### MECHANICAL SPECIFICATIONS

Temperature range	fixed installation	- 40°C till + 80°C
	flexible installation	- 25°C till + 70°C
Bending radius	fixed installation	6 x outer diameter
	flexible installation	8 x outer diameter

### AVAILABLE LENGTHS

100 m plastic reel : PMC224/1  
300 m plastic reel : PMC224/3



# PMC324 HIGHFLEX™ BALANCED MICROPHONE CABLE

★★★★★



The PMC324 is a high-quality microphone cable featuring a Highflex™ outer jacket which is specifically designed for professional use in highly demanding applications. Two 24 AWG (0.22 mm<sup>2</sup>) conductors consisting of 28 copper strands with 0.10 mm thickness are surrounded by an 80-strand copper spiral shielding with superior coverage. In combination with the flexible and solid PVC outer jacket, the smooth outer jacket provides great and easy pulling capabilities to guide the cable through a truss or around a corner while still offering perfect rolling and unrolling performance. An optimal signal transmission is guaranteed due to the low capacitance and use of high-purity copper, while the high-coverage shielding provides a great immunity against interference. These features make the PMC324 perfect for use in fixed systems and highly demanding mobile applications.

## CROSS SECTION



## HIGHLIGHTS

- HighFlex™ flexible jacket
- 24 AWG thin and dense stranded conductors
- Spiral copper shielding – 80 strands

## INNER CONDUCTOR



## SHIELDING



MOBILE

RENTAL

STAGE

Type of cable	Balanced microphone cable
Inner conductor	BC 28 x 0.10 mm
Inner conductor section	0.22 mm <sup>2</sup>
Insulation	Foamed PE Ø 1.4 mm
Insulation color	Red / Blue
Number of conductors	2
Shielding	BC 80 x 0.1 mm - spiral
Filling	Cotton yarn
Separator	None
Outer jacket	Highflex™ PVC
Outer jacket color	Black
Outer jacket dimensions	Ø 6.5 mm
American Wire Gauge	24 AWG

## MECHANICAL SPECIFICATIONS

Temperature range	fixed installation	- 40°C till + 80°C
	flexible installation	- 25°C till + 70°C
Bending radius	fixed installation	6 x outer diameter
	flexible installation	8 x outer diameter

## AVAILABLE LENGTHS

100 m plastic reel : PMC324/1  
300 m plastic reel : PMC324/3

BMC224

MICROPHONE CABLE - 2 X 0.22MM² / 24AWG

Available: now



The BMC224 is a balanced microphone cable composed of two stranded conductors surrounded by al Al-mylar shielding in a flexible but durable PVC outer jacket, making it suitable for a wide variation of installation applications such as rack cabling and pulling through tubes and ducts. It consists of a 24 AWG stranded conductor section with Al-Mylar foil shielding and drain wire. Combined with a strong bond between shielding and jacket, stripping of both jacket and shielding can be done in one action which guarantees the highest installer convenience when terminating with connectors. The highly effective shielding offers excellent immunity against noise and interference caused by external devices.

CROSS SECTION

HIGHLIGHTS

- Ø 3.8 mm outer jacket
- 24 AWG thin and dense stranded conductors
- Al-Mylar shielding

INNER CONDUCTOR

STRANDED OXYGEN FREE  
COPPER

SHIELDING

ALUMINUM  
FOIL

TINNED COPPER  
DRAIN WIRE

INSTALL

Type of cable	Microphone cable
Inner conductor	BC 7 x 0.20 mm
Inner conductor section	0.22 mm²
Insulation	HDPE Ø 1.25 mm
Insulation color	Red / White
Conductor twisting	Yes
Shielding	Al-Mylar + Drian wire (24 AWG)
	100% covarage - 25% Overlap
Shielding %	100% Al-foil / 60% braiding
Filling	None
Seperator	None
Outer jacket	PVS
Outer jacket color	Black
Outer jacket dimensions	Ø 3.8 mm
American Wire Gauge	24 AWG

ATTENUATION SPECIFICATIONS

Max. conductor DC resistance	93 (Ohm/Km)
Dielectric strength	500 (V/1min. DC)
Voltage rating	30V
Insulation resistance	100 (M Ohm/Km)

MECHANICAL SPECIFICATIONS

Temperature range	fixed installation	- 20°C till + 75°C
	flexible installation	- 15°C till + 60°C
Bending radius	fixed installation	8 x outer diameter
	flexible installation	10 x outer diameter

AVAILABLE LENGTHS

100 m plastic reel :   BMC224/1

300 m plastic reel :   BMC224/3



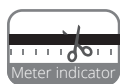
# RMC205 INSTRUMENT CABLE



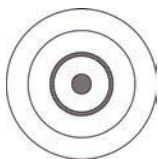
The RMC205 is a high-quality instrument cable for indoor and outdoor use and is suitable for mobile and fixed applications. The cable has a highly flexible jacket made of PVC and is easy to handle.

The 0.23 mm<sup>2</sup> insulated conductor inside the cable is provided for best unbalanced signal transmission. The durable shielding gives an excellent protection against interference of all kinds, such as electromagnetic fields caused by dimmers, motors or power cables.

The RMC205 is an “all-round” instrument cable with an outer diameter of 6 mm and is suited for all kinds of applications where reliable unbalanced signal transmission is required.



## CROSS SECTION



MOBILE

STAGE

## HIGHLIGHTS

- Flexible PVC jacket
- 23 AWG stranded conductors
- Double extruded jacket

## INNER CONDUCTOR



## SHIELDING



Type of cable	Unbalanced instrument cable	
Inner conductor	BC 20 x 0.12 mm	
Inner conductor section	0.23 mm <sup>2</sup>	
Insulation	Foamed PE Ø 1.8 mm	
Insulation color	Transparent	
Number of conductors	1	
Shielding	BC 28 x 0.1 mm - spiral	
Filling	None	
Separator	None	
Outer jacket	Flexible PVC	
Outer jacket color	Black	
Outer jacket dimensions	Ø 6 mm	
American Wire Gauge	24 AWG	

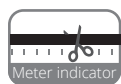
## MECHANICAL SPECIFICATIONS

Temperature range	fixed installation	- 40°C till + 80°C
	flexible installation	- 25°C till + 70°C
Bending radius	fixed installation	6 x outer diameter
	flexible installation	8 x outer diameter

## AVAILABLE LENGTHS

100 m plastic reel : RMC205/1

## RMC305 BALANCED MICROPHONE CABLE



The RMC305 is a high-quality microphone cable for indoor and outdoor use. It's suitable for mobile and fixed applications. The cable has a highly flexible jacket made of PVC and is easy to handle.

Two insulated and twisted conductors of 0.23 mm<sup>2</sup> are provided inside the cable. The durable shielding gives an excellent protection against interference of all kinds, such as electromagnetic fields caused by dimmers, motors or power cables.

The RMC305 is an "all-round" microphone cable with an outer diameter of 6 mm and is suited for all kinds of applications where reliable signal transmission is required.

### CROSS SECTION



### HIGHLIGHTS

- Flexible PVC jacket
- 24 AWG stranded conductors
- Braided shielding

### INNER CONDUCTOR



### SHIELDING



INSTALL

MOBILE

STAGE

Type of cable	Balanced microphone cable
Inner conductor	2 x BC 20 x 0.12 mm
Inner conductor section	0.23 mm <sup>2</sup>
Insulation	Foamed PE Ø 1.6 mm
Insulation color	Red / White
Number of conductors	2
Conductor twisting	Yes
Shielding	BC 16 x 4 x 0.12 mm - braiding
Filling	Cotton yarn
Separator	Cotton paper
Outer jacket	Flexible PVC
Outer jacket color	Black
Outer jacket dimensions	Ø 6 mm
American Wire Gauge	24 AWG

Comparable to MC305 (see page 12)

### MECHANICAL SPECIFICATIONS

Temperature range	fixed installation	- 40°C till + 80°C
	flexible installation	- 25°C till + 70°C
Bending radius	fixed installation	6 x outer diameter
	flexible installation	8 x outer diameter

### AVAILABLE LENGTHS

100 m plastic reel : RMC305/1



# MC105 BALANCED MICROPHONE CABLE



The MC105 microphone cable is a very compact cable for indoor and outdoor applications. The cable consists of a flexible PVC jacket and has an outer diameter of 3.5 mm. Two insulated and twisted conductors are provided inside the cable. The durable shielding gives an excellent protection against interference of all kinds, such as electromagnetic fields produced by dimmers, electric motors or power cables.

The MC105, which is available in black, grey or white, can be used in fixed installations, mobile installations or for internal wiring of audiorack systems where compact cabling is needed.



## CROSS SECTION



INSTALL

MOBILE

RACK

## HIGHLIGHTS

- Flexible PVC jacket
- 26 AWG stranded conductors
- Spiral shielding
- Compact construction

## INNER CONDUCTOR



## SHIELDING



MC105B



MC105G



MC105W

Type of cable	Balanced microphone cable
Inner conductor	2 x BC 7 x 0.15 mm
Inner conductor section	0.125 mm <sup>2</sup>
Insulation	LDPE Ø 1.0 mm
Insulation color	Red / White
Number of conductors	2
Conductor twisting	Yes
Shielding	BC 32 x 0.12 mm - spiral
Filling	None
Separator	None
Outer jacket	Flexible PVC
Outer jacket color	Black / Grey / White
Outer jacket dimensions	Ø 3.5 mm
Lead resistance - 100 meter	13.75 Ohm
Cable crosstalk - 100 meter	Min 73.3 dB
Cap. lead to lead - meter @ 1 kHz	54 pF
Cap. lead to shielding - meter @ 1 kHz	98 pF
Velocity of propagation (%)	69.59 %
American Wire Gauge	26 AWG

## MECHANICAL SPECIFICATIONS

Temperature range	fixed installation	- 40°C till + 80°C
	flexible installation	- 25°C till + 70°C
Bending radius	fixed installation	6 x outer diameter
	flexible installation	8 x outer diameter

## AVAILABLE LENGTHS

100 m plastic reel : MC105B/1, MC105G/1, MC105W/1

## MC305 BALANCED MICROPHONE CABLE



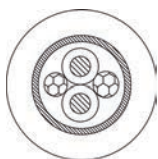
The MC305 is a high-quality microphone cable for indoor and outdoor use. The cable has a highly flexible jacket made of PVC and is easy to handle.

Two insulated and twisted conductors of 0.23 mm<sup>2</sup> are provided inside the cable. The durable shielding gives an excellent protection against interference of all kinds, such as electromagnetic fields caused by dimmers, motors or power cables.

The MC305 is an "all-round" microphone cable with an outer diameter of 6 mm and is suited for all kinds of applications where reliable signal transmission is needed.



### CROSS SECTION



### HIGHLIGHTS

- Flexible PVC jacket
- 24 AWG stranded conductors
- Spiral shielding

### INNER CONDUCTOR



### SHIELDING



INSTALL

MOBILE

STAGE

RACK



MC305B



MC305R



MC305G



MC305W

Type of cable	Balanced microphone cable
Inner conductor	2 x BC 20 x 0.12 mm
Inner conductor section	0.23 mm <sup>2</sup>
Insulation	LDPE Ø 1.4 mm
Insulation color	Red / White
Number of conductors	2
Conductor twisting	Yes
Shielding	BC 64 x 0.12 mm - spiral
Filling	Cotton yarn
Separator	None
Outer jacket	Flexible PVC
Outer jacket color	Black / Blue / Red / Green / White
Outer jacket dimensions	Ø 6 mm
Lead resistance - 100 meter	7.9 Ohm
Cable crosstalk - 100 meter	Min 73.3 dB
Cap. lead to lead - meter @ 1 kHz	63 pF
Cap. lead to shielding - meter @ 1 kHz	115 pF
American Wire Gauge	24 AWG

Comparable to RMC305 (see page 10)

### MECHANICAL SPECIFICATIONS

Temperature range	fixed installation	- 40°C till + 80°C
	flexible installation	- 25°C till + 70°C
Bending radius	fixed installation	6 x outer diameter
	flexible installation	8 x outer diameter

### AVAILABLE LENGTHS

100 m plastic reel : MC305/1, MC305B/1, MC305R/1, MC305G/1, MC305W/1  
 500 m plastic reel : MC305/5 (only available in black)





# MC405 BALANCED MICROPHONE CABLE

★★★★★




The MC405 is a high-quality microphone cable for fixed indoor and outdoor applications. The cable has a straight and rugged jacket made of PVC with an ease of handling when installing. Two insulated and twisted conductors of 0.23 mm<sup>2</sup> with draining wire are provided inside the cable.

The durable shielding gives an excellent protection against interference of all kinds, such as electromagnetic fields produced by dimmers, electric motors or power cables.

The MC405 is a quality microphone cable with an outer diameter of 6 mm and is suited for all kinds of fixed applications where reliable signal transmission and little loss of signal is needed.

## CROSS SECTION



## HIGHLIGHTS

- Flexible PVC jacket
- 24 AWG stranded conductors
- Double shielding (Al-Foil + Braiding)

## INNER CONDUCTOR



STRANDED TINNED  
COPPER

## SHIELDING



TINNED COPPER  
BRAIDING



ALUMINUM  
FOIL

INSTALL

MOBILE

STAGE

RACK

Type of cable	Balanced microphone cable
Inner conductor	2 x TC 20 x 0.12 mm
Inner conductor section	0.23 mm <sup>2</sup>
Insulation	LDPE Ø 1.4 mm
Insulation color	Red / White
Number of conductors	2
Conductor twisting	Yes
Shielding	TC 64 x 0.12 mm - braiding Aluminium foil
Filling	Cotton yarn
Separator	None
Outer jacket	Flexible PVC
Outer jacket color	Black
Outer jacket dimensions	Ø 6 mm
Lead resistance - 100 meter	3.7 Ohm
Cable crosstalk - 100 meter	Min 76.2 dB
Cap. lead to lead - meter @ 1 kHz	113 pF
Cap. lead to shielding - meter @ 1 kHz	221 pF
American Wire Gauge	24 AWG


## MECHANICAL SPECIFICATIONS

Temperature range	fixed installation	- 40°C till + 80°C
	flexible installation	- 25°C till + 70°C
Bending radius	fixed installation	6 x outer diameter
	flexible installation	8 x outer diameter

## AVAILABLE LENGTHS

100 m plastic reel : MC405/1  
500 m wooden reel : MC405/5

## CMC122 - CMC222 CONTRACTOR MICROPHONE CABLE




The CMC122 & CMC222 are high quality microphone cables featuring a Flamoflex™ outer jacket compliant to the IEC 60332-1 standard regarding fire and flammability resistance in public installations. The Flamoflex™ material is specifically designed with installers convenience in mind, offering a smooth and durable outer jacket for easy installation and pulling.

Both versions feature a 22 AWG twisted pair with shielding. The CMC122 consists of solid conductors with aluminum foil shielding and drain wire, which guarantees the highest installer convenience when terminating with connectors. The CMC222 consists of stranded conductors with braided shielding and drain wire, which offers a higher flexibility.

Both versions feature a highly effective shielding with excellent immunity against noise and interference caused by external devices. The tinned copper conductor material significantly improves the corrosion and oxidation resistance of the cable, allowing it to be used indoors as well as in outside, in humid or marine environments.

### CROSS SECTION



INSTALL

### HIGHLIGHTS

- Flamoflex™ IEC 60332-1 installation jacket
- Solid (CMC122) & stranded (CMC222) conductors
- Double Al-Foil & braided shielding (CMC222)

### INNER CONDUCTOR



### SHIELDING



Cable model	CMC122	CMC222
Type of cable	Balanced microphone cable - 22 AWG solid	Balanced microphone cable - 22 AWG stranded
Inner conductor	TC 1 x 0.643 mm	TC 30 x 0.12 mm
Inner conductor section	0.32 mm <sup>2</sup>	0,34 mm <sup>2</sup>
Insulation	PP Ø 1.0 mm	PE Ø 1.16 mm
Insulation color	White / Red	White / Red
Number of conductors	2	2
Conductor twisting	Yes	Yes
Shielding	Al-mylar TC 1 x 0.643 mm - drain wire	TC 16 x 4 x 0.12 - braiding TC 20 x 0.12 - drain wire
Outer jacket	NHFR	NHFR
Outer jacket color	Black	Black
Outer jacket dimensions	Ø 3.0 mm	Ø 4.0 mm
Lead resistance - 100 m	5.64 Ohm	5.94 Ohm
Dielectric strength	2 kV	2 kV
American Wire Gauge	22 AWG	22 AWG

### MECHANICAL SPECIFICATIONS

Temperature range	fixed installation	- 20°C till + 70°C
	flexible installation	- 15°C till + 60°C
Bending radius	fixed installation	8 x outer diameter
	flexible installation	10 x outer diameter

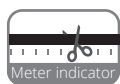
### AVAILABLE LENGTHS

100 m plastic reel : CMC122/1, CMC124/1



# CMC124 - CMC224 CONTRACTOR MICROPHONE CABLE

★★★★★




The CMC124 & CMC224 are high quality microphone cables featuring a Flamoflex™ outer jacket compliant to the IEC 60332-1 standard regarding fire and flammability resistance in public installations. The Flamoflex™ material is specifically designed with installers convenience in mind, offering a smooth and durable outer jacket for easy installation and pulling.

Both versions feature a 24 AWG twisted pair with shielding. The CMC124 consists of solid conductors with aluminum foil shielding and drain wire, which guarantees the highest installer convenience when terminating with connectors. The CMC224 consists of stranded conductors with braided shielding and drain wire, which offers a higher flexibility.

Both versions feature a highly effective shielding with excellent immunity against noise and interference caused by external devices. The tinned copper conductor material significantly improves the corrosion and oxidation resistance of the cable, allowing it to be used indoors as well as in outside, in humid or marine environments.

## CROSS SECTION



INSTALL

## HIGHLIGHTS

- Flamoflex™ IEC 60332-1 installation jacket
- Solid (CMC124) & stranded (CMC224) conductors
- Double Al-Foil & braided shielding (CMC224)

## INNER CONDUCTOR

 **SOLID TINNED COPPER**  
CMC124

 **STRANDED TINNED COPPER**  
CMC224

## SHIELDING

 **TINNED COPPER BRAIDING**  
CMC224 only

 **ALUMINUM FOIL**  
 **TINNED COPPER DRAIN WIRE**

Cable model	CMC124	CMC224
Type of cable	Balanced microphone cable - 24 AWG solid	Balanced microphone cable - 24 AWG stranded
Inner conductor	TC 1 x 0.511 mm	TC 12 x 0.12 mm
Inner conductor section	0.22 mm <sup>2</sup>	0.22 mm <sup>2</sup>
Insulation	PP Ø 1.0 mm	PE Ø 1.0 mm
Insulation color	White / Red	White / Red
Number of conductors	2	2
Conductor twisting	Yes	Yes
Shielding	Al-mylar TC 1 x 0.511 mm - drain wire	TC 16 x 4 x 0.12 mm - braiding TC 20 x 0.12 mm - drain wire
Outer jacket	NHFR	NHFR
Outer jacket color	Black	Black
Outer jacket dimensions	Ø 3.0 mm	Ø 3.8 mm
Lead resistance - 100 m	8.93 Ohm	9.42 Ohm
Dielectric strength	2 kV	2 kV
American Wire Gauge	24 AWG	24 AWG

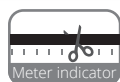
## MECHANICAL SPECIFICATIONS

Temperature range	fixed installation	- 20°C till + 70°C
	flexible installation	- 15°C till + 60°C
Bending radius	fixed installation	8 x outer diameter
	flexible installation	10 x outer diameter

## AVAILABLE LENGTHS

100 m plastic reel : CMC124/1, CMC224/1

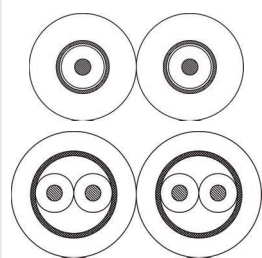
## RIG48 - RIG58 UNBALANCED & BALANCED SIGNAL CABLE



The RIG series cables are very high-quality signal cables for indoor fixed or mobile applications. They have a PVC jacket and are very easy to handle. The inner conductors are fitted with a durable tin plated copper shielding and an extra Aluminium mylar foil (RIG48 only). This gives an excellent protection against interference of all kinds, such as electromagnetic fields produced by dimmers, electric motors or power cables.

The RIG series cables are “all-round” signal cables which are suited for all kinds of applications where the best reliable signal transmission is required.

### CROSS SECTION



INSTALL

MOBILE

RACK

### HIGHLIGHTS

- Parallel & separable wires
- 25 AWG stranded conductors
- Braided shielding

### INNER CONDUCTOR



### SHIELDING



Cable model	RIG48	RIG58
Type of cable	Unbalanced stereo signal cable	Balanced stereo signal cable
Inner conductor	TC 14 x 0.12 mm	2 x TC 14 x 0.12 mm
Inner conductor section	0.16 mm <sup>2</sup>	0.16 mm <sup>2</sup>
Insulation	Foamed PE Ø 2.0 mm	Foamed PE Ø 1.5 mm
Insulation color	Red / White	Red / White
Number of conductors	2 x 1	2 x 2
Conductor twisting	No	Yes
Shielding	TC 16 x 2 x 0.12 mm - braiding Aluminium foil	TC 16 x 7 x 0.10 mm - braiding
Filling	None	None
Separator	None	None
Outer jacket	Flexible PVC	Flexible PVC
Outer jacket color	Black	Black
Outer jacket dimensions	4 x 8 mm	6 x 12 mm
American Wire Gauge	25 AWG	25 AWG

Comparable to SIG48 (see page 17)

### MECHANICAL SPECIFICATIONS

Temperature range	fixed installation	- 40°C till + 80°C
	flexible installation	- 25°C till + 70°C
Bending radius	fixed installation	6 x outer diameter
	flexible installation	8 x outer diameter


### AVAILABLE LENGTHS

100 m plastic reel : RIG48/1, RIG58/1



# SIG48 - SIG58 UNBALANCED & BALANCED SIGNAL CABLE

★★★★★



The SIG series cables are quality signal cables for indoor fixed or mobile applications. They have a PVC jacket and are very easy to handle. The inner conductors are fitted with a durable shielding. This gives an excellent protection against interference of all kinds, such as electromagnetic fields produced by dimmers, electric motors or power cables.

The SIG series cables are “all-round” signal cables which are suited for all kinds of applications where reliable signal transmission is required.

CROSS SECTION

INSTALL

MOBILE

RACK

HIGHLIGHTS

- Parallel & separable wires
- 25 AWG stranded conductors
- Spiral shielding

INNER CONDUCTOR

SHIELDING

Cable model	SIG48	SIG58
Type of cable	Unbalanced stereo signal cable	Balanced stereo signal cable
Inner conductor	BC 14 x 0.12 mm	2 x BC 14 x 0.12 mm
Inner conductor section	0.16 mm <sup>2</sup>	0.16 mm <sup>2</sup>
Insulation	LDPE Ø 1.6 mm	LDPE Ø 1.0 mm
Insulation color	Red / White	Red / White + Blue / White
Number of conductors	2 x 1	2 x 2
Conductor twisting	No	Yes
Shielding	BC 32 x 0.12 mm - spiral	BC 32 x 0.12 mm - spiral
Filling	None	None
Separator	None	None
Outer jacket	Flexible PVC	Flexible PVC
Outer jacket color	Black	Black
Outer jacket dimensions	4 x 8 mm	4 x 8 mm
Lead resistance - 100 m	10.6 Ohm	10.6 Ohm
Cable crosstalk - 100 m	Min 73.3 dB	Min 73.3 dB
Cap. lead to lead - meter @ 1 kHz	Not available	54 pF
Cap. lead to shielding - meter @ 1 kHz	98 pF	98 pF
American Wire Gauge	25 AWG	25 AWG

**SIG48 comparable to** RIG48 (see page 16)

**SIG58 comparable to** RIG58 (see page 16)

## MECHANICAL SPECIFICATIONS

Temperature range	fixed installation	- 40°C till + 80°C
	flexible installation	- 25°C till + 70°C
Bending radius	fixed installation	6 x outer diameter
	flexible installation	8 x outer diameter

## AVAILABLE LENGTHS

100 m plastic reel : SIG48/1, SIG58/1  
500 m wooden reel : SIG48/5, SIG58/5


## SIG85 4-CORE UNBALANCED SIGNAL CABLE



The SIG series cables are quality signal cables for indoor fixed or mobile applications. They have a PVC jacket and are very easy to handle. The inner conductors are fitted with a durable shielding. This gives an excellent protection against interference of all kinds, such as electromagnetic fields produced by dimmers, electric motors or power cables.

The SIG series cables are “all-round” signal cables which are suited for all kinds of applications where reliable signal transmission is required.

### CROSS SECTION



### HIGHLIGHTS

- Flexible PVC jacket
- 24 AWG stranded conductors
- 4 individual spiral shielded conductors

### INNER CONDUCTOR



### SHIELDING



INSTALL

MOBILE

RACK

Type of cable	Unbalanced signal cable
Inner conductor	4 x BC 18 x 0.12 mm
Inner conductor section	0.20 mm <sup>2</sup>
Insulation	LDPE Ø 1.3 mm
Insulation color	Red / White / Green / Blue
Number of conductors	4
Conductor twisting	Yes
Shielding	BC 4 x 18 x 0.12 mm - spiral
Filling	None
Separator	None
Outer jacket	Flexible PVC
Outer jacket color	Black
Outer jacket dimensions	Ø 5.5 mm
Lead resistance - 100 m	10.6 Ohm
Cable crosstalk - 100 m	Min 73.3 dB
Cap. lead to lead - meter @ 1 kHz	47 pF
Cap. lead to shielding - meter @ 1 kHz	85 pF
American Wire Gauge	24 AWG

### MECHANICAL SPECIFICATIONS

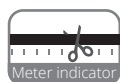
Temperature range	fixed installation	- 40°C till + 80°C
	flexible installation	- 25°C till + 70°C
Bending radius	fixed installation	8 x outer diameter
	flexible installation	10 x outer diameter

### AVAILABLE LENGTHS

100 m plastic reel : SIG85/1



## CSB124 - CSB224 STEREO BALANCED SIGNAL CABLE

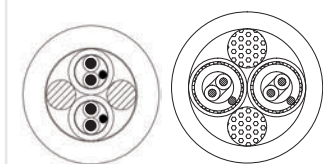


The CSB124 & CSB224 are stereo balanced signal cables featuring a Flamoflex™ outer jacket compliant to the IEC 60332-1 standard regarding fire and flammability resistance in public installations. The Flamoflex™ material is specifically designed with installers convenience in mind, offering a smooth and durable outer jacket for easy installation and pulling.

The two individual jacketed cores are surrounded by an outer jacket which allows stereo balanced signals to be transferred over one single cable. Both different versions versions feature a 24 AWG twisted pair with shielding. The CSB124 consists of solid conductors with aluminum foil shielding and drain wire, which guarantees the highest installer convenience when terminating with connectors. The CSB224 consists of stranded conductors with braided shielding and drain wire, which offers a higher flexibility.

Both versions feature a highly effective shielding with excellent immunity against noise and interference caused by external devices. The tinned copper conductor material significantly improves the corrosion and oxidation resistance of the cable, allowing it to be used indoors as well as in outside, in humid or marine environments.

### CROSS SECTION



INSTALL

### HIGHLIGHTS

- Flamoflex™ IEC 60332-1 installation jacket
- Solid CSB124) & stranded (CSB224) conductors
- Double Al-Foil & braided shielding (CCSB224)

### INNER CONDUCTOR



### SHIELDING



Cable model	CSB124	CSB224
Type of cable	Balanced stereo signal cable - solid	Balanced stereo signal cable - stranded
Inner conductor	TC 1 x 0.511 mm	TC 12 x 0.12 mm
Inner conductor section	0.22 mm <sup>2</sup>	0.22 mm <sup>2</sup>
Insulation	PP Ø 1.0 mm	PE Ø 1.0 mm
Insulation color	White / Red	White / Red
Number of conductors	2 x 2 pair	2 x 2 pair
Conductor twisting	Yes	Yes
Shielding	Al-mylar TC 1 x 0.511 mm - drain wire	TC 16 x 4 x 0.12 mm - braiding TC 20 x 0.12 mm - drain wire
Inner jacket	NHFR Ø 3.0 mm	NHFR Ø 3.8 mm
Filling	NHFR	NHFR
Separator	Non woven	Non woven
Outer jacket	NHFR	NHFR
Outer jacket color	Black	Black
Outer jacket dimensions	Ø 7.8 mm	Ø 9.8 mm
Lead resistance - 100 m	8.93 Ohm	9.42 Ohm
Dielectric strength	2 kV	2 kV
American Wire Gauge	24 AWG	24 AWG

### MECHANICAL SPECIFICATIONS

Temperature range	fixed installation	- 20°C till + 70°C
	flexible installation	- 15°C till + 60°C
Bending radius	fixed installation	8 x outer diameter
	flexible installation	10 x outer diameter

### AVAILABLE LENGTHS

100 m plastic reel : CSB124/1, CSB224/1

## MCR106 - MCR109 - MCR112 MULTICORE BALANCED SIGNAL CABLE



The MCR audio multipair cable is a very strong and rugged type of cable, suitable for indoor and outdoor applications.

Each audio pair consists of two insulated and twisted conductors of 0.22 mm<sup>2</sup> and a stranded drain wire of 0.22 mm<sup>2</sup> to prevent any influence of hum, noise or electromagnetic fields from external equipment. Each balanced audio pair has an Aluminium foil separator.

All audio pairs are also fitted with a general paper foil packing and a strong black PVC jacket. The Procab MCR multipair cable is suited for all kinds of applications such as stagebox connections, live concerts, mobile installations and more.

### CROSS SECTION



### HIGHLIGHTS

- Durable and strong jacket
- 24 AWG stranded conductors
- Individual foil shielding with drain wire
- Color coded pair identification

### INNER CONDUCTOR



### SHIELDING



Cable model	MCR106	MCR109	MCR112
Type of cable	Balanced signal multicable	Balanced signal multicable	Balanced signal multicable
Number of channels	6	9	12
Inner conductor	TC 7 x 0.20 mm	TC 7 x 0.20 mm	TC 7 x 0.20 mm
Inner conductor section	0.22 mm <sup>2</sup>	0.22 mm <sup>2</sup>	0.22 mm <sup>2</sup>
Insulation	HDPE Ø 1.2 mm	HDPE Ø 1.2 mm	HDPE Ø 1.2 mm
Insulation color	See MCR wire pair colorcode table	See MCR wire pair colorcode table	See MCR wire pair colorcode table
Number of conductors	6 x 2	9 x 2	12 x 2
Conductor twisting	Yes	Yes	Yes
Shielding	TC 7 x 0.20 mm - drain wire	TC 7 x 0.20 mm - drain wire	TC 7 x 0.20 mm - drain wire
Separator 1	Blue Aluminium foil	Blue Aluminium foil	Blue Aluminium foil
Filling	Cotton yarn	Cotton yarn	Cotton yarn
Separator 2	Cotton paper	Cotton paper	Cotton paper
Outer jacket	Durable PVC	Durable PVC	Durable PVC
Outer jacket color	Black	Black	Black
Outer jacket dimensions	Ø 9 mm	Ø 12 mm	Ø 13 mm
Lead resistance - 100 m	13.75 Ohm	13.75 Ohm	13.75 Ohm
Cable crosstalk - 100 m	Min 73.3 dB	Min 73.3 dB	Min 73.3 dB
Cap. lead to lead - meter @ 1 kHz	25 pF	25 pF	25 pF
Cap. lead to shielding - meter @ 1 kHz	74 pF	74 pF	74 pF
American Wire Gauge	24 AWG	24 AWG	24 AWG

INSTALL

MOBILE

RENTAL

STAGE

### MECHANICAL SPECIFICATIONS

Temperature range	fixed installation flexible installation	- 40°C till + 80°C - 25°C till + 70°C
Bending radius	fixed installation flexible installation	8 x outer diameter 10 x outer diameter

### AVAILABLE LENGTHS


sold per meter : MCR106, MCR109, MCR112  
250 m wooden reel : MCR106/25, MCR109/25, MCR112/25





# MCR116 - MCR120 - MCR128 MULTICORE BALANCED SIGNAL CABLE

★★★★★



The MCR audio multipair cable is a very strong and rugged type of cable, suitable for indoor and outdoor applications.

Each audio pair consists of two insulated and twisted conductors of 0.22 mm<sup>2</sup> and a stranded drain wire of 0.22 mm<sup>2</sup> to prevent any influence of hum, noise or electromagnetic fields from external equipment. Each balanced audio pair has an Aluminium foil separator.

All audio pairs are also fitted with a general paper foil packing and a strong black PVC jacket. The Procab MCR multipair cable is suited for all kinds of applications such as stagebox connections, live concerts, mobile installations and more.

CROSS SECTION	HIGHLIGHTS	INNER CONDUCTOR	SHIELDING
	<ul style="list-style-type: none"> <li>Durable and strong jacket</li> <li>24 AWG stranded conductors</li> <li>Individual foil shielding with drain wire</li> <li>Color coded pair identification</li> </ul>		

Cable model	MCR116	MCR120	MCR128
Type of cable	Balanced signal multicable	Balanced signal multicable	Balanced signal multicable
Number of channels	16	20	28
Inner conductor	TC 7 x 0.20 mm	TC 7 x 0.20 mm	TC 7 x 0.20 mm
Inner conductor section	0.22 mm <sup>2</sup>	0.22 mm <sup>2</sup>	0.22 mm <sup>2</sup>
Insulation	HDPE Ø 1.2 mm	HDPE Ø 1.2 mm	HDPE Ø 1.2 mm
Insulation color	See MCR wire pair colorcode table	See MCR wire pair colorcode table	See MCR wire pair colorcode table
Number of conductors	16 x 2	20 x 2	28 x 2
Conductor twisting	Yes	Yes	Yes
Shielding	TC 7 x 0.20 mm - drain wire	TC 7 x 0.20 mm - drain wire	TC 7 x 0.20 mm - drain wire
Separator 1	Blue Aluminium foil	Blue Aluminium foil	Blue Aluminium foil
Filling	Cotton yarn	Cotton yarn	Cotton yarn
Separator 2	Cotton paper	Cotton paper	Cotton paper
Outer jacket	Durable PVC	Durable PVC	Durable PVC
Outer jacket color	Black	Black	Black
Outer jacket dimensions	Ø 14 mm	Ø 15 mm	Ø 16 mm
Lead resistance - 100 m	13.75 Ohm	13.75 Ohm	13.75 Ohm
Cable crosstalk - 100 m	Min 73.3 dB	Min 73.3 dB	Min 73.3 dB
Cap. lead to lead - meter @ 1 kHz	25 pF	25 pF	25 pF
Cap. lead to shielding - meter @ 1 kHz	74 pF	74 pF	74 pF
American Wire Gauge	24 AWG	24 AWG	24 AWG

INSTALL
MOBILE
RENTAL
STAGE


## MECHANICAL SPECIFICATIONS

Temperature range	fixed installation flexible installation	- 40°C till + 80°C - 25°C till + 70°C
Bending radius	fixed installation flexible installation	8 x outer diameter 10 x outer diameter

## AVAILABLE LENGTHS

sold per meter : MCR116, MCR120, MCR128  
250 m wooden reel : MCR116/25, MCR120/25, MCR128/25

## MCR132 - MCR142 - MCR158 MULTICORE BALANCED SIGNAL CABLE




The MCR audio multipair cable is a very strong and rugged type of cable, suitable for indoor and outdoor applications.

Each audio pair consists of two insulated and twisted conductors of 0.22 mm<sup>2</sup> and a stranded drain wire of 0.22 mm<sup>2</sup> to prevent any influence of hum, noise or electromagnetic fields from external equipment. Each balanced audio pair has an Aluminium foil separator.

All audio pairs are also fitted with a general paper foil packing and a strong black PVC jacket. The Procab MCR multipair cable is suited for all kinds of applications such as stagebox connections, live concerts, mobile installations and more.

### CROSS SECTION



### HIGHLIGHTS

- Durable and strong jacket
- 24 AWG stranded conductors
- Individual foil shielding with drain wire
- Color coded pair identification

### INNER CONDUCTOR



### SHIELDING



Cable model	MCR132	MCR142	MCR158
Type of cable	Balanced signal multicable	Balanced signal multicable	Balanced signal multicable
Number of channels	32	42	58
Inner conductor	TC 7 x 0.20 mm	TC 7 x 0.20 mm	TC 7 x 0.20 mm
Inner conductor section	0.22 mm <sup>2</sup>	0.22 mm <sup>2</sup>	0.22 mm <sup>2</sup>
Insulation	HDPE Ø 1.2 mm	HDPE Ø 1.2 mm	HDPE Ø 1.2 mm
Insulation color	See MCR wire pair colorcode table	See MCR wire pair colorcode table	See MCR wire pair colorcode table
Number of conductors	32 x 2	42 x 2	58 x 2
Conductor twisting	Yes	Yes	Yes
Shielding	TC 7 x 0.20 mm - drain wire	TC 7 x 0.20 mm - drain wire	TC 7 x 0.20 mm - drain wire
Separator 1	Blue Aluminium foil	Blue Aluminium foil	Blue Aluminium foil
Filling	Cotton yarn	Cotton yarn	Cotton yarn
Separator 2	Cotton paper	Cotton paper	Cotton paper
Outer jacket	Durable PVC	Durable PVC	Durable PVC
Outer jacket color	Black	Black	Black
Outer jacket dimensions	Ø 18 mm	Ø 20 mm	Ø 24 mm
Lead resistance - 100 m	13.75 Ohm	13.75 Ohm	13.75 Ohm
Cable crosstalk - 100 m	Min 73.3 dB	Min 73.3 dB	Min 73.3 dB
Cap. lead to lead - meter @ 1 kHz	25 pF	25 pF	25 pF
Cap. lead to shielding - meter @ 1 kHz	74 pF	74 pF	74 pF
American Wire Gauge	24 AWG	24 AWG	24 AWG

INSTALL

MOBILE

RENTAL

STAGE

### MECHANICAL SPECIFICATIONS

Temperature range	fixed installation flexible installation	- 40°C till + 80°C - 25°C till + 70°C
Bending radius	fixed installation flexible installation	8 x outer diameter 10 x outer diameter

### AVAILABLE LENGTHS

sold per meter : MCR132, MCR142, MCR158  
250 m wooden reel : MCR132/25, MCR142/25, MCR158/25



# MCM102 - MCM104 - MCM108 MULTICORE BALANCED SIGNAL CABLE ★★★★★



The MCM audio multipair cable is an extremely flexible and rugged type of cable, suitable for indoor and outdoor applications.

Each audio pair consists of two insulated and twisted conductors of 0.125 mm<sup>2</sup> with a high density shielding to prevent any influence of hum, noise or electromagnetic fields from external equipment. Each balanced audio pair has a paper foil packing and a outer PVC jacket of 3.5 mm. All audio pairs are also fitted with a general paper foil packing and a PVC jacket.

The Procab MCM multipair cable is suited for all kinds of applications such as stagebox connections, live concerts and more.

CROSS SECTION	HIGHLIGHTS	INNER CONDUCTOR	SHIELDING
	<ul style="list-style-type: none"> <li>Individual jacketed pairs</li> <li>26 AWG stranded conductors</li> <li>Individual spiral shielding</li> <li>Numbered jacket pair identification</li> </ul>		

Cable model	MCM102	MCM104	MCM108
Type of cable	Balanced signal multicable	Balanced signal multicable	Balanced signal multicable
Number of channels	2	4	8
Inner conductor	BC 7 x 0.15 mm	BC 7 x 0.15 mm	BC 7 x 0.15 mm
Inner conductor section	0.125 mm <sup>2</sup>	0.125 mm <sup>2</sup>	0.125 mm <sup>2</sup>
Insulation	PE Ø 1.5 mm	PE Ø 1.5 mm	PE Ø 1.5 mm
Number of conductors	2 x 2	4 x 2	8 x 2
Conductor twisting	Yes	Yes	Yes
Shielding	32 x 0.12 mm - spiral	32 x 0.12 mm - spiral	32 x 0.12 mm - spiral
Jacket	Flexible PVC	Flexible PVC	Flexible PVC
Jacket color	Black	Black	Black
Jacket diameter	Ø 3.5 mm	Ø 3.5 mm	Ø 3.5 mm
Printing text	Number 1 to 2	Number 1 to 4	Number 1 to 8
Jacket packing	2 pieces paper foil	2 pieces paper foil	2 pieces paper foil
Outer jacket	Flexible PVC	Flexible PVC	Flexible PVC
Outer jacket color	Black	Black	Black
Outer jacket dimensions	Ø 10 mm	Ø 12 mm	Ø 15 mm
Lead resistance - 100 m	13.75 Ohm	13.75 Ohm	13.75 Ohm
Cable crosstalk - 100 m	Min 73.3 dB	Min 73.3 dB	Min 73.3 dB
Cap. lead to lead - meter @ 1 kHz	54 pF	54 pF	54 pF
Cap. lead to shielding - meter @ 1 kHz	98 pF	98 pF	98 pF
American Wire Gauge	26 AWG	26 AWG	26 AWG

INSTALL
MOBILE
RENTAL
STAGE


## MECHANICAL SPECIFICATIONS

Temperature range	fixed installation flexible installation	- 40°C till + 80°C - 25°C till + 70°C
Bending radius	fixed installation flexible installation	8 x outer diameter 10 x outer diameter

## AVAILABLE LENGTHS

sold per meter : MCM104, MCM108  
100 m plastic reel : MCM102/1




## MCM112 - MCM116 - MCM124 MULTICORE BALANCED SIGNAL CABLE ★★★★★



The MCM audio multipair cable is an extremely flexible and rugged type of cable, suitable for indoor and outdoor applications.

Each audio pair consists of two insulated and twisted conductors of 0.125 mm<sup>2</sup> with a high density shielding to prevent any influence of hum, noise or electromagnetic fields from external equipment. Each balanced audio pair has a paper foil packing and a outer PVC jacket of 3.5 mm. All audio pairs are also fitted with a general paper foil packing and a PVC jacket.

The Procab MCM multipair cable is suited for all kinds of applications such as stagebox connections, live concerts and more.

CROSS SECTION	HIGHLIGHTS	INNER CONDUCTOR	SHIELDING
	<ul style="list-style-type: none"> <li>Individual jacketed pairs</li> <li>26 AWG stranded conductors</li> <li>Individual spiral shielding</li> <li>Numbered jacket pair identification</li> </ul>	 <b>STRANDED COPPER</b>	 <b>BARE COPPER SPIRAL</b>

Cable model	MCM112	MCM116	MCM124
Type of cable	Balanced signal multicable	Balanced signal multicable	Balanced signal multicable
Number of channels	12	16	24
Inner conductor	BC 7 x 0.15 mm	BC 7 x 0.15 mm	BC 7 x 0.15 mm
Inner conductor section	0.125 mm <sup>2</sup>	0.125 mm <sup>2</sup>	0.125 mm <sup>2</sup>
Insulation	PE Ø 1.5 mm	PE Ø 1.5 mm	PE Ø 1.5 mm
Number of conductors	12 x 2	16 x 2	24 x 2
Conductor twisting	Yes	Yes	Yes
Shielding	32 x 0.12 mm - spiral	32 x 0.12 mm - spiral	32 x 0.12 mm - spiral
Jacket	Flexible PVC	Flexible PVC	Flexible PVC
Jacket color	Black	Black	Black
Jacket diameter	Ø 3.5 mm	Ø 3.5 mm	Ø 3.5 mm
Printing text	Number 1 to 12	Number 1 to 16	Number 1 to 24
Jacket packing	2 pieces paper foil	2 pieces paper foil	2 pieces paper foil
Outer jacket	Flexible PVC	Flexible PVC	Flexible PVC
Outer jacket color	Black	Black	Black
Outer jacket dimensions	Ø 19 mm	Ø 21 mm	Ø 24 mm
Lead resistance - 100 m	13.75 Ohm	13.75 Ohm	13.75 Ohm
Cable crosstalk - 100 m	Min 73.3 dB	Min 73.3 dB	Min 73.3 dB
Cap. lead to lead - meter @ 1 kHz	54 pF	54 pF	54 pF
Cap. lead to shielding - meter @ 1 kHz	98 pF	98 pF	98 pF
American Wire Gauge	26 AWG	26 AWG	26 AWG

INSTALL

MOBILE

RENTAL

STAGE

### MECHANICAL SPECIFICATIONS


Temperature range	fixed installation flexible installation	- 40°C till + 80°C - 25°C till + 70°C
Bending radius	fixed installation flexible installation	8 x outer diameter 10 x outer diameter

### AVAILABLE LENGTHS

sold per meter : MCM112, MCM116, MCM124



# MCM132 - MCM140 - MCM148 MULTICORE BALANCED SIGNAL CABLE ★★★★★



The MCM audio multipair cable is an extremely flexible and rugged type of cable, suitable for indoor and outdoor applications.

Each audio pair consists of two insulated and twisted conductors of 0.125 mm<sup>2</sup> with a high density shielding to prevent any influence of hum, noise or electromagnetic fields from external equipment. Each balanced audio pair has a paper foil packing and a outer PVC jacket of 3.5 mm. All audio pairs are also fitted with a general paper foil packing and a PVC jacket.

The Procab MCM multipair cable is suited for all kinds of applications such as stagebox connections, live concerts and more.

CROSS SECTION	HIGHLIGHTS	INNER CONDUCTOR	SHIELDING
	<ul style="list-style-type: none"> <li>Individual jacketed pairs</li> <li>26 AWG stranded conductors</li> <li>Individual spiral shielding</li> <li>Numbered jacket pair identification</li> </ul>	<b>STRANDED COPPER</b>	<b>BARE COPPER SPIRAL</b>

Cable model	MCM132	MCM140	MCM148
Type of cable	Balanced signal multicable	Balanced signal multicable	Balanced signal multicable
Number of channels	32	40	48
Inner conductor	BC 7 x 0.15 mm	BC 7 x 0.15 mm	BC 7 x 0.15 mm
Inner conductor section	0.125 mm <sup>2</sup>	0.125 mm <sup>2</sup>	0.125 mm <sup>2</sup>
Insulation	PE Ø 1.5 mm	PE Ø 1.5 mm	PE Ø 1.5 mm
Number of conductors	32 x 2	40 x 2	48 x 2
Conductor twisting	Yes	Yes	Yes
Shielding	32 x 0.12 mm - spiral	32 x 0.12 mm - spiral	32 x 0.12 mm - spiral
Jacket	Flexible PVC	Flexible PVC	Flexible PVC
Jacket color	Black	Black	Black
Jacket diameter	Ø 3.5 mm	Ø 3.5 mm	Ø 3.5 mm
Printing text	Number 1 to 32	Number 1 to 40	Number 1 to 48
Jacket packing	2 pieces paper foil	2 pieces paper foil	2 pieces paper foil
Outer jacket	Flexible PVC	Flexible PVC	Flexible PVC
Outer jacket color	Black	Black	Black
Outer jacket dimensions	Ø 27 mm	Ø 32 mm	Ø 33 mm
Lead resistance - 100 m	13.75 Ohm	13.75 Ohm	13.75 Ohm
Cable crosstalk - 100 m	Min 73.3 dB	Min 73.3 dB	Min 73.3 dB
Cap. lead to lead - meter @ 1 kHz	54 pF	54 pF	54 pF
Cap. lead to shielding - meter @ 1 kHz	98 pF	98 pF	98 pF
American Wire Gauge	26 AWG	26 AWG	26 AWG

INSTALL
MOBILE
RENTAL
STAGE

## MECHANICAL SPECIFICATIONS

Temperature range	fixed installation flexible installation	- 40°C till + 80°C - 25°C till + 70°C
Bending radius	fixed installation flexible installation	8 x outer diameter 10 x outer diameter

## AVAILABLE LENGTHS

sold per meter : MCM132, MCM140, MCM148

## PLS225 2-CORE HIGHFLEX SPEAKER CABLE

★★★★★



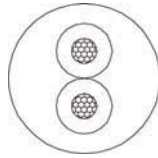
The PLS225 is a high-quality loudspeaker cable consisting of two 2.5 mm<sup>2</sup> (13 AWG) conductors composed of 224 copper strands of 0.12 mm thickness. The combination of thin and dense strands of high-purity copper in combination with the flexible and solid PVC outer jacket makes it the perfect cable for many kinds of applications. The smooth outer jacket provides great ease of installation for fixed systems while offering perfect rolling and unrolling performance for highly demanding mobile applications.

MOBILE

RENTAL

STAGE

### CROSS SECTION



### HIGHLIGHTS

- Highflex™ Solid & flexible jacket
- 2,5 mm<sup>2</sup> (13 AWG) thin and dense stranded conductors

### INNER CONDUCTOR



Type of cable	2-core speaker cable
Inner conductor	BC 224 x 0.12 mm OFC
Inner conductor section	2.5 mm <sup>2</sup>
Insulation	PVC Ø 3.2 mm
Insulation color	Red / Blue
Number of conductors	2
Conductor twisting	No
Outer jacket	Solid PVC
Outer jacket color	Black
Outer jacket dimensions	Ø 8 mm
American Wire Gauge	13 AWG

### MECHANICAL SPECIFICATIONS

Temperature range	fixed installation	- 20°C till + 70°C
	flexible installation	- 5°C till + 70°C
Bending radius	fixed installation	8 x outer diameter
	flexible installation	10 x outer diameter

### AVAILABLE LENGTHS

100 m wooden reel : PLS225/1



## PLS425 4-CORE HIGHFLEX SPEAKER CABLE

★★★★★



The PLS425 is a high-quality loudspeaker cable consisting of two 2.5 mm<sup>2</sup> (13 AWG) conductors composed of 224 copper strands of 0.12 mm thickness. The combination of thin and dense strands of high-purity copper in combination with the flexible and solid PVC outer jacket makes it the perfect cable for many kinds of applications. The smooth outer jacket provides great ease of installation for fixed systems while offering perfect rolling and unrolling performance for highly demanding mobile applications.

MOBILE

RENTAL

STAGE

### CROSS SECTION



### HIGHLIGHTS

- Highflex™ Solid & flexible jacket
- 2,5 mm<sup>2</sup> (13 AWG) thin and dense stranded conductors
- 4 conductors for 2-channel loudspeaker connection

### INNER CONDUCTOR



Type of cable	4-core speaker cable
Inner conductor	BC 224 x 0.12 mm OFC
Inner conductor section	2.5 mm <sup>2</sup>
Insulation	PVC Ø 3.2 mm
Insulation color	Red / Blue / Black / Yellow
Number of conductors	4
Conductor twisting	Yes
Outer jacket	Solid PVC
Outer jacket color	Black
Outer jacket dimensions	Ø 11 mm
American Wire Gauge	13 AWG


### MECHANICAL SPECIFICATIONS

Temperature range	fixed installation	- 20°C till + 70°C
	flexible installation	- 5°C till + 70°C
Bending radius	fixed installation	8 x outer diameter
	flexible installation	10 x outer diameter

### AVAILABLE LENGTHS

100 m wooden reel : PLS425/1

## LS07 - LS15 - LS25 - LS40 2-CORE SPEAKER CABLE



The LS series cables are high-quality and flexible double isolated loudspeaker cables. They are suitable for use in indoor as well as outdoor applications.

Each conductor is fitted with a highly flexible jacket made of PVC. Both conductors are twisted with two cords, which ensures the great strength and flexibility of the cable.

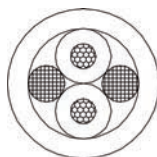
The two wires, together with the cords, are packed with a paper foil and a general PVC jacket. These cables have been designed for connecting loudspeakers in fixed or mobile sound systems.

INSTALL

MOBILE

STAGE

### CROSS SECTION



### HIGHLIGHTS

- Flexible PVC jacket
- Thin and dense stranded conductors

### INNER CONDUCTOR



Cable model	LS07	LS15	LS25	LS40
Type of cable	Speaker cable	Speaker cable	Speaker cable	Speaker cable
Inner conductor	BC 66 x 0.12 mm	BC 133 x 0.12 mm	BC 224 x 0.12 mm	BC 350 x 0.12 mm
Inner conductor section	0.75 mm <sup>2</sup>	1.5 mm <sup>2</sup>	2.5 mm <sup>2</sup>	4 mm <sup>2</sup>
Insulation	PVC Ø 2.4 mm	PVC Ø 2.8 mm	PVC Ø 3.2 mm	PVC Ø 4.5 mm
Insulation color	Red / Blue	Red / Blue	Red / Blue	Red / Blue
Number of conductors	2	2	2	2
Conductor twisting	Yes	Yes	Yes	Yes
Filling	Cotton yarn	Cotton yarn	Cotton yarn	Cotton yarn
Separator	Cotton paper	Cotton paper	Cotton paper	Cotton paper
Outer jacket	Flexible PVC	Flexible PVC	Flexible PVC	Flexible PVC
Outer jacket color	Black	Black, White (/W)	Black, White (/W)	Black
Outer jacket dimensions	Ø 7 mm	Ø 8 mm	Ø 9 mm	Ø 13 mm
Lead resistance - 100 m	2.2 Ohm	1.2 Ohm	0.66 Ohm	0.41 Ohm
Cable crosstalk - 100 m	Min 64 dB	Min 64 dB	Min 64 dB	Min 64 dB
Cap. lead to lead - meter @ 1 kHz	83 pF	95 pF	118 pF	127 pF
American Wire Gauge	18 AWG	15 AWG	13 AWG	11 AWG

## MECHANICAL SPECIFICATIONS

Temperature range	fixed installation	- 40°C till + 80°C
	flexible installation	- 25°C till + 70°C
Bending radius	fixed installation	8 x outer diameter
	flexible installation	10 x outer diameter


## AVAILABLE LENGTHS

50 m plastic reel : LS40/05  
 100 m plastic reel : LS07/1, LS15/1, LS15W/1, LS25/1, LS25W/1, LS40/1  
 500 m wooden reel : LS07/5, LS15/5, LS25/5, LS40/5





# LS425 - LS440 4-CORE SPEAKER CABLE



The LS 4-core series cables are high-quality and flexible multi-core loudspeaker cables. This kind of double isolated speaker cable is suitable for use in indoor and outdoor applications.

Each conductor is fitted with a highly flexible jacket made of PVC.


The four conductors are twisted with two cotton cords, which ensures the great strength and flexibility of the cable. The four wires, together with the cords, are packed with a paper foil and a general PVC jacket.

INSTALL

MOBILE

STAGE

## CROSS SECTION



## HIGHLIGHTS

- Flexible PVC jacket
- Thin and dense stranded conductors
- 4 conductors for 2-channel loudspeaker connection

## INNER CONDUCTOR



Cable model	LS425	LS440
Type of cable	4-core speaker cable	4-core speaker cable
Inner conductor	BC 224 x 0.12 mm	BC 350 x 0.12 mm
Inner conductor section	2.5 mm <sup>2</sup>	4 mm <sup>2</sup>
Insulation	PVC Ø 3.2 mm	PVC Ø 4 mm
Insulation color	Red / Black / Blue / Yellow	Red / Black / Blue / Yellow
Number of conductors	4	4
Conductor twisting	Yes	Yes
Filling	Cotton yarn	Cotton yarn
Separator	Cotton paper	Cotton paper
Outer jacket	Flexible PVC	Flexible PVC
Outer jacket color	Black	Black
Outer jacket dimensions	Ø 12 mm	Ø 14 mm
Lead resistance - 100 m	0.66 Ohm	0.41 Ohm
Cable crosstalk - 100 m	Min 64 dB	Min 64 dB
American Wire Gauge	13 AWG	11 AWG


## MECHANICAL SPECIFICATIONS

Temperature range	fixed installation	- 40°C till + 80°C
	flexible installation	- 25°C till + 70°C
Bending radius	fixed installation	8 x outer diameter
	flexible installation	10 x outer diameter

## AVAILABLE LENGTHS

50 m plastic reel : LS425/05, LS440/05  
 100 m plastic reel : LS425/1, LS440/1  
 500 m wooden reel : LS425/5, LS440/5

## LS815 - LS825 8-CORE SPEAKER CABLE



The LS 8-core series cables are high-quality and flexible multicore loudspeaker cables. This kind of double isolated speaker cable is suitable for use in indoor and outdoor applications.

Each conductor is fitted with a highly flexible jacket made of PVC.

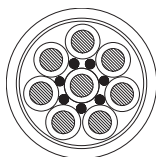
The eight conductors are twisted with two cotton cords to ensure strength and flexibility. The eight wires, together with the cords, are packed with paper foil and a general PVC jacket.

INSTALL

MOBILE

STAGE

### CROSS SECTION



### HIGHLIGHTS

- Flexible PVC jacket
- Thin and dense stranded conductors
- 8 conductors for 4-channel loudspeaker connection

### INNER CONDUCTOR



Cable model	LS815	LS825
Type of cable	8-core speaker cable	8-core speaker cable
Inner conductor	BC 133 x 0.12 mm	BC 224 x 0.12 mm
Inner conductor section	1.5 mm <sup>2</sup>	2.5 mm <sup>2</sup>
Insulation	PVC Ø 2.8 mm	PVC Ø 3.2 mm
Insulation color	Red / Black / Blue / Yellow / Green / Grey / Orange / White	Red / Black / Blue / Yellow / Green / Grey / Orange / White
Number of conductors	8	8
Conductor twisting	Yes	Yes
Filling	Cotton yarn	Cotton yarn
Separator	Cotton paper	Cotton paper
Outer jacket	Flexible PVC	Flexible PVC
Outer jacket color	Black	Black
Outer jacket dimensions	Ø 12 mm	Ø 14 mm
Lead resistance - 100 m	0.66 Ohm	0.41 Ohm
Cable crosstalk - 100 m	Min 64 dB	Min 64 dB
American Wire Gauge	15 AWG	13 AWG

### MECHANICAL SPECIFICATIONS

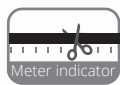
Temperature range	fixed installation	- 40°C till + 80°C
	flexible installation	- 25°C till + 70°C
Bending radius	fixed installation	6 x outer diameter
	flexible installation	8 x outer diameter

### AVAILABLE LENGTHS

50 m plastic reel :	LS815/05, LS825/05
100 m plastic reel :	LS815/1, LS825/1
500 m wooden reel :	LS815/5, LS825/5



## CLS207 - CLS215 - CLS225 - CLS240 2-CORE CONTRACTOR SPEAKER CABLE ★★★★★

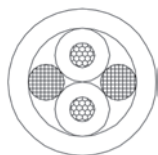


INSTALL

The CLS2xx series are 2-core installation loudspeaker cables featuring a Flamoflex™ outer jacket compliant to the IEC 60332-1 standard regarding fire and flammability resistance in public installations. The Flamoflex™ material is specifically designed with installers convenience in mind, offering a smooth and durable outer jacket for easy installation and pulling.

This series consists of 4 models with individually NHFR isolated conductors in sections from 0.75 mm<sup>2</sup> (18 AWG) up to 4.0 mm<sup>2</sup> (11 AWG) which are composed of stranded tinned copper wires. The stranding keeps the cable flexible and easy to handle, while the tinned copper conductor material significantly improves the corrosion and oxidation resistance of the cable, enabling it to be used indoors as well as outside, in humid or marine environments.

### CROSS SECTION



### HIGHLIGHTS

- Flamoflex™ Installation jacket
- IEC 60332-1 NHFR compliant
- Thin and dense stranded conductors

### INNER CONDUCTOR



Cable model	CLS207	CLS215	CLS225	CLS240
Type of cable	2-core NHFR speaker cable	2-core NHFR speaker cable	2-core NHFR speaker cable	2-core NHFR speaker cable
Inner conductor	TC 24 x 0.20 mm	TC 30 x 0.25 mm	TC 50 x 0.25 mm	TC 56 x 0.30 mm
Inner conductor section	0.75 mm <sup>2</sup>	1.5 mm <sup>2</sup>	2.5 mm <sup>2</sup>	4.0 mm <sup>2</sup>
Insulation	NHFR	NHFR	NHFR	NHFR
Insulation color	Red / Blue	Red / Blue	Red / Blue	Red / Blue
Number of conductors	2	2	2	2
Conductor twisting	Yes	Yes	Yes	Yes
Filling	NHFR	NHFR	NHFR	NHFR
Outer jacket	NHFR	NHFR	NHFR	NHFR
Outer jacket color	Black	Black	Black	Black
Outer jacket dimensions	Ø 5.8 mm	Ø 6.3 mm	Ø 7.3 mm	Ø 8.6 mm
Lead resistance - 100 m	2.91 Ohm	1.46 Ohm	0.89 Ohm	0.44 Ohm
Dielectric strength	2 kV	2 kV	2 kV	2 kV
American Wire Gauge	18 AWG	16 AWG	13 AWG	11 AWG

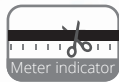
### MECHANICAL SPECIFICATIONS

Temperature range	fixed installation flexible installation	- 20°C till + 80°C - 15°C till + 60°C
Bending radius	fixed installation flexible installation	8 x outer diameter 10 x outer diameter

### AVAILABLE LENGTHS

100 m plastic reel : CLS207/1, CLS215/1, CLS225/1, CLS240/1  
 300 m wooden reel : CLS207/3, CLS215/3, CLS225/3, CLS240/3

## CLS425 - CLS440 4-CORE CONTRACTOR SPEAKER CABLE

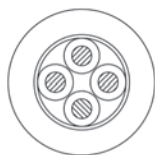


INSTALL

The CLS4xx series are 4-core installation loudspeaker cables featuring a Flamoflex™ outer jacket compliant to the IEC 60332-1 standard regarding fire and flammability resistance in public installations. The Flamoflex™ material is specifically designed with installers convenience in mind, offering a smooth and durable outer jacket for easy installation and pulling.

This series consists of 2 models with individually NHFR isolated conductors in sections of 2,5 mm² (13 AWG) and 4.0 mm² (11 AWG) which are composed of stranded tinned copper wires. The stranding keeps the cable flexible and easy to handle, while the tinned copper conductor material significantly improves the corrosion and oxidation resistance of the cable, enabling it to be used indoors as well as outside, in humid or marine environments.

### CROSS SECTION



### HIGHLIGHTS

- Flamoflex™ Installation jacket
- IEC 60332-1 NHFR compliant
- Thin and dense stranded conductors
- 4 conductors for 2-channel loudspeaker connection

### INNER CONDUCTOR



Cable model	CLS425	CLS440
Type of cable	4-core NHFR speaker cable	4-core NHFR speaker cable
Inner conductor	TC 50 x 0.25 mm	TC 56 x 0.30 mm
Inner conductor section	2.5 mm²	4.0 mm²
Insulation	NHFR	NHFR
Insulation color	Red / Black / Blue / Yellow	Red / Black / Blue / Yellow
Number of conductors	4	4
Conductor twisting	Yes	Yes
Separator	cotton paper	cotton paper
Outer jacket	NHFR	NHFR
Outer jacket color	Black	Black
Outer jacket dimensions	Ø 9.5 mm	Ø 12.0 mm
Lead resistance - 100 m	0.89 Ohm	0.44 Ohm
Dielectric strength	2 kV	2 kV
American Wire Gauge	13 AWG	11 AWG

### MECHANICAL SPECIFICATIONS

Temperature range	fixed installation	- 20°C till + 80°C
	flexible installation	- 15°C till + 60°C
Bending radius	fixed installation	8 x outer diameter
	flexible installation	10 x outer diameter


### AVAILABLE LENGTHS

100 m plastic reel : CLS425/1, CLS440/1



# CLS840 8-CORE CONTRACTOR SPEAKER CABLE

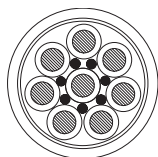
★★★★★



INSTALL

The CLS840 cable is a 8-core installation loudspeaker cables featuring a flamoflex™ outer jacket compliant to the IEC60332-1 standard regarding fire and flamability resistance in public installations. The flamoflex™ material is specifically designed with installers convenience in mind offering a smooth and durable outer jacket for easy installation and pulling. The cable consist of individually NHFR isolated conductors with a section of 8 x 4.0 mm<sup>2</sup> (11 AWG) which are composed out of stranded tinned copper wires. The stranding keeps the cable flexible and easy to handle, while the tinned copper conductor material improves the corrosion and oxidation resistance of the cable, enabling it to be used indoors as well as outside, in humid or marine environments.

## CROSS SECTION



## HIGHLIGHTS

- Flamoflex™ Installation jacket
- IEC 60332-1 NHFR compliant
- Thin and dense stranded conductors
- 8 conductors for 4-channel loudspeaker connection

## INNER CONDUCTOR



Type of cable	8-core NHFR speaker cable
Inner conductor	TC 56 x 0.3 mm (Ø) (OFC)
Inner conductor section	4 mm <sup>2</sup>
Insulation	NHFR
Insulation color	Black / White / Grey / Red / Green / Blue / Yellow / Orange
Number of conductors	8
Conductor twisting	Yes
Separator	Al-Mylar
Outer jacket	NHFR
Outer jacket color	Black
Outer jacket dimensions	Ø 18 mm
Lead resistance - 100 m	0.89 Ohm
Dielectric strength	2 (KV / 1 min. DC)
American Wire Gauge	11 AWG


## MECHANICAL SPECIFICATIONS

Temperature range	fixed installation	- 20°C till + 80°C
	flexible installation	- 15°C till + 60°C
Bending radius	fixed installation	8 x outer diameter
	flexible installation	10 x outer diameter

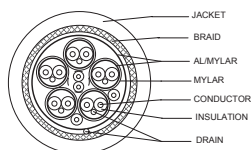
## AVAILABLE LENGTHS

100 m wooden reel : CLS840/1  
300 m wooden reel : CLS840/3

## LSS504 4-CORE SPEAKER CABLE



### INSTALL

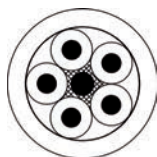


The LSS504 is a high-quality and double isolated loudspeaker cable, suitable for indoor as well as outdoor use.

The cable core section consists of 5 individual isolated conductors with a highly flexible PVC jacket and a cable section of 0.4 mm<sup>2</sup>. The added steel wire in the centre of the cable makes the LSS504 unique. This makes the LSS504 the perfect solution for hanging loudspeakers in 100V installations. In this way, an external safety cable is no longer needed and the speakers design stays untouched.

The 5 cable cores, each of them in a different color, make it possible to select the power tap settings of the hanging speaker. The cable is available in both black (LSS504/B) and white (LSS504/W), making it as discreet as possible in any situation.

### CROSS SECTION



### HIGHLIGHTS

- Flexible PVC jacket
- 5 x 0,4 mm<sup>2</sup> (22 AWG) stranded conductors
- Integrated 0,56 mm<sup>2</sup> steel core for loudspeaker suspending

### INNER CONDUCTOR



Type of cable	Speaker cable with steel safety core
Inner conductor	BC 23 x 0.15 mm
Inner conductor section	0.40 mm <sup>2</sup>
Insulation	PVC Ø 1.8 mm
Insulation color	Red / Green / Blue / Yellow / Black
Number of conductors	5
Conductor twisting	Yes
Steel core	7 x 0.32 mm
Steel core section	0.56 mm <sup>2</sup>
Filling	Cotton yarn
Separator	Cotton paper
Outer jacket	Flexible PVC
Outer jacket color	Black
Outer jacket dimensions	Ø 6.5 mm
American Wire Gauge	22 AWG

### MECHANICAL SPECIFICATIONS

Temperature range	fixed installation	- 40°C till + 80°C
	flexible installation	- 25°C till + 70°C
Bending radius	fixed installation	8 x outer diameter
	flexible installation	10 x outer diameter

### AVAILABLE LENGTHS

100 m plastic reel : LSS504B/1, LSS504W/1



# RZ07 - RZ15 - RZ25 - RZ40

★★★★★



The RZ series cables are parallel designed loudspeaker cables with a maximum flexibility and strength. They are mostly used for indoor applications.

Each conductor is fitted with a highly flexible jacket of PVC. The two parallel conductors are in black color and one of the two bares a thin red line to identify the polarity.

The RZ series cables are “all-round” loudspeaker cables suited for all kinds of applications on loudspeaker level.



INSTALL

MOBILE

RACK

## CROSS SECTION



## HIGHLIGHTS

- Parallel & separatable wires
- Thin and dense stranded conductors
- Color coded polarity identification

## INNER CONDUCTOR



RZ07G : grey



RZ07W : white

Cable model	RZ07	RZ15	RZ25	RZ40
Type of cable	Speaker cable	Speaker cable	Speaker cable	Speaker cable
Inner conductor	BC 10 x 7 x 0.12 mm	BC 20 x 7 x 0.12 mm	BC 30 x 7 x 0.12 mm	BC 50 x 7 x 0.12 mm
Inner conductor section	0.7 mm <sup>2</sup>	1.5 mm <sup>2</sup>	2.5 mm <sup>2</sup>	4 mm <sup>2</sup>
Number of conductors	2	2	2	2
Conductor twisting	No	No	No	No
Outer jacket	Flexible PVC	Flexible PVC	Flexible PVC	Flexible PVC
Outer jacket color	Black with red molded line White with black molded line Grey with white molded line	Black with red molded line	Black with red molded line	Black with red molded line
Outer jacket dimensions	2.6 x 5.2 mm	3 x 6 mm	4 x 8 mm	5 x 10 mm
Lead resistance - 100 m	2.3 Ohm	1.2 Ohm	0.9 Ohm	0.5 Ohm
Cable crosstalk - 100 m	Min 74 dB	Min 74 dB	Min 74 dB	Min 74 dB
Cap. lead to lead - meter @ 1 kHz	76 pF	95 pF	118 pF	128 pF
American Wire Gauge	19 AWG	16 AWG	13 AWG	11 AWG

## MECHANICAL SPECIFICATIONS

Temperature range	fixed installation	- 40°C till + 80°C
	flexible installation	- 25°C till + 70°C
Bending radius	fixed installation	8 x outer diameter
	flexible installation	10 x outer diameter

## AVAILABLE LENGTHS

100 m plastic reel : RZ07/1B, RZ07/1G, RZ07/1W, RZ15/1, RZ25/1, RZ40/1  
500 m wooden reel : RZ07/5B, RZ07/5G, RZ07/5W, RZ25/5, RZ40/5

## ALS07 - ALS15 - ALS25



The ALS series cables are parallel designed loudspeaker cables, based on CCA (Copper Clad Aluminium). This is a technology where an outer sleeve of copper is bonded to a solid Aluminium core. This results in a cable with characteristics lying between bare copper and bare Aluminium cable.

This combines the advantages from both sides, such as solderability, lower weight and lower material cost than bare copper with the higher conductivity and higher strength than pure Aluminium. The cable is composed of 85% Aluminium and 15% copper, combined with a highly flexible jacket made of PVC with polarity indication.

INSTALL

MOBILE

RACK

### CROSS SECTION



### HIGHLIGHTS

- CCA conductors
- Thin and dense stranded conductors
- Color coded polarity identification

### INNER CONDUCTOR



Cable model	ALS07	ALS15	ALS25
Type of cable	CCA speaker cable	CCA speaker cable	CCA speaker cable
Inner conductor	CCA 42 x 0.15 mm	CCA 48 x 0.20 mm	CCA 49 x 0.25 mm
Inner conductor section	0.75 mm <sup>2</sup>	1.5 mm <sup>2</sup>	2.5 mm <sup>2</sup>
Composition	85 % Al - 15 % Cu	85 % Al - 15 % Cu	85 % Al - 15 % Cu
Number of conductors	2	2	2
Conductor twisting	No	No	No
Outer jacket	Flexible PVC	Flexible PVC	Flexible PVC
Outer jacket color	Red / Black	Red / Black	Red / Black
Outer jacket dimensions	2.5 x 5.1 mm	3.2 x 6.5 mm	3.6 x 7.4 mm
Lead resistance - 100 m	3.61 Ohm	1.81 Ohm	1.12 Ohm
American Wire Gauge	19 AWG	16 AWG	13 AWG

## MECHANICAL SPECIFICATIONS

Temperature range	fixed installation	- 40°C till + 80°C
	flexible installation	- 25°C till + 70°C
Bending radius	fixed installation	8 x outer diameter
	flexible installation	10 x outer diameter

## AVAILABLE LENGTHS

100 m plastic wrapped air coil :  
500 m wooden reel :

ALS07/1, ALS15/1, ALS25/1  
ALS07/5, ALS15/5, ALS25/5





## PR series TWISTED ASSEMBLING CABLE



PR4x01 : brown - black

The Procab PR series offers a twisted assembling cable in various colors. These cables consist of 2 twisted wires, one wire is black and the other wire can be chosen out of nine colors, based on the resistance color.

Available colors are: brown, red, orange, yellow, green, blue, purple, grey and white.

This cable is very efficient to use when assembling an 19" rack or when there's no space for "bigger" cables. The cable is very reliable for your signal thanks to its highly consistent twisting that reduces the crosstalk between cables.

INSTALL

RACK

### CROSS SECTION



### HIGHLIGHTS

- Twisted & separatable wires
- Different colors for pair identification
- Reduced crosstalk due to twisting

### INNER CONDUCTOR



PR4x02 : red - black



PR4x03 : orange - black



PR4x04 : yellow - black



PR4x05 : green - black



PR4x06 : blue - black



PR4x07 : purple - black



PR4x08 : grey - black



PR4x09 : white - black


Cable model	PR43	PR44	PR46
Type of cable	Twisted assembly cable	Twisted assembly cable	Twisted assembly cable
Inner conductor	TC 8 x 0.2 mm	BC 28 x 0.15 OFC	BC 56 x 0.15 OFC
Inner conductor section	0.25 mm <sup>2</sup>	0.5 mm <sup>2</sup>	1.0 mm <sup>2</sup>
Insulation	PVC Ø 1.4 mm	PVC Ø 2.2 mm	PVC Ø 2.6 mm
Insulation color	Red / Black / Yellow / Blue / Grey / Brown / Orange / Green / Purple / White	Red / Black / Yellow / Blue / Grey / Brown / Orange / Green / Purple / White	Red / Black / Yellow / Blue / Grey / Brown / Orange / Green / Purple / White
Number of conductors	2	2	2
Conductor twisting	Yes	Yes	Yes
American Wire Gauge	23 AWG	20 AWG	17 AWG

### AVAILABLE LENGTHS

100 m plastic reel : PR4301/1, PR4304/1, PR4305/1, PR4306/1, PR4307/1, PR4308/1, PR4309/1  
PR4401/1, PR4402/1, PR4403/1, PR4404/1, PR4405/1, PR4406/1, PR4407/1, PR4408/1, PR4409/1  
PR4601/1, PR4602/1, PR4603/1, PR4604/1, PR4605/1, PR4606/1, PR4607/1, PR4608/1, PR4609/1



# Audio connectors





## PCR2M/BG RCA/CINCH MALE PLUG (PAIR)

★★★★★

Code

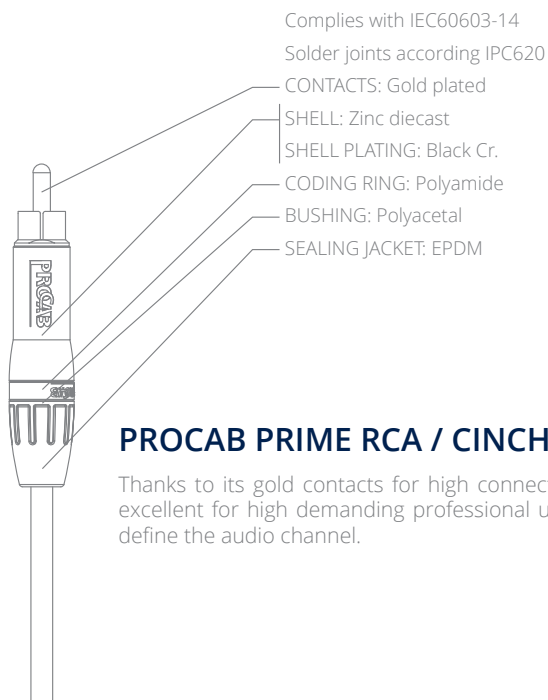
PCR2M/BG Gold contacts, black shell (pair)

## PCMJ3M/BG 3.5 MM JACK MALE PLUG

★★★★★

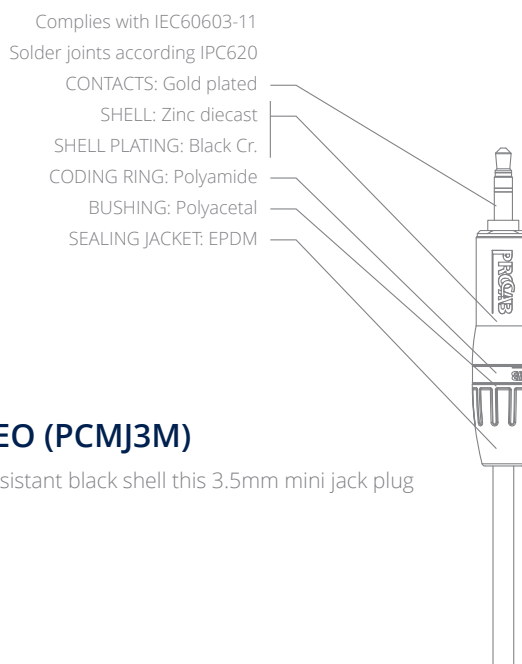
Code

PCMJ3M/BG Gold contacts, black shell



### PROCAB PRIME RCA / CINCH MALE (PCR2M)

Thanks to its gold contacts for high connectivity and a scratch resistant black shell these RCA plugs are excellent for high demanding professional use. The RCA plugs have a white or red colored ring to easily define the audio channel.



### PROCAB PRIME 3.5MM JACK MALE STEREO (PCMJ3M)

Thanks to its gold contacts for high connectivity and a scratch resistant black shell this 3.5mm mini jack plug is excellent for high demanding professional use.



## VC3FDL 3-PIN XLR FEMALE PANEL D-SIZE ★★★★★

Code	Msp	Packaging
VC3FDL	50	Plastic bag
VC3FDL-P	-	50 pack

### SAME CONNECTIVITY

Connector only available in Procab Basic series.



## VC3FX 3-PIN XLR FEMALE

Code	Msp	Packaging
VC3FX	50	Plastic bag
VC3FX-P	-	50 pack

### SAME CONNECTIVITY

Connector only available in Procab Basic series.



## VC3MDL 3-PIN XLR MALE PANEL D-SIZE ★★★★★

Code	Msp	Packaging
VC3MDL	50	Plastic bag
VC3MDL-P	-	50 pack

### SAME CONNECTIVITY

Connector only available in Procab Basic series.




## VC3MX 3-PIN XLR MALE ★★★★★

Code	Msp	Packaging
VC3MX	50	Plastic bag
VC3MX-P	-	50 pack

### SAME CONNECTIVITY

Connector only available in Procab Basic series.



## VC5FDL 5-PIN XLR FEMALE PANEL D-SIZE ★★★★★

Code	Msp	Packaging
VC5FDL	25	Plastic bag
VC5FDL-P	-	25 pack

### SAME CONNECTIVITY

Connector only available in Procab Basic series.



## VC5FX 5-PIN XLR FEMALE

Code	Msp	Packaging
VC5FX	25	Plastic bag
VC5FX-P	-	25 pack

### SAME CONNECTIVITY

Connector only available in Procab Basic series.



## VC5MDL 5-PIN XLR MALE PANEL D-SIZE ★★★★★

Code	Packaging
VC5MDL	Plastic bag
VC5MDL-P	25 pack

### SAME CONNECTIVITY

Connector only available in Procab Basic series.



## VC5MX 5-PIN XLR MALE ★★★★★

Code	Packaging
VC5MX	Plastic bag
VC5MX-P	25 pack

### SAME CONNECTIVITY

Connector only available in Procab Basic series.



## VCJ2MX 6.3 MM JACK MALE

Code	Packaging
VCJ2MX	Plastic bag
VCJ2MX-P	25 pack

### SAME CONNECTIVITY

Connector only available in Procab Basic series.



## VCJ3MX 6.3 MM JACK MALE STEREO ★★★★★

Code	Packaging
VCJ3MX	Plastic bag
VCJ3MX-P	25 pack

### SAME CONNECTIVITY

Connector only available in Procab Basic series.



## VCJ3FP 6.3 MM JACK FEMALE STEREO PANEL ★★★★★

Code	Packaging
VCJ3FP	Plastic bag
VCJ3FP-P	25 pack

### SAME CONNECTIVITY

Connector only available in Procab Basic series.



## VCJ3FX 6.3 MM JACK FEMALE STEREO ★★★★★

Code	Packaging
VCJ3FX	Plastic bag
VCJ3FX-P	25 pack

### SAME CONNECTIVITY

Connector only available in Procab Basic series.



## VC209 RCA/CINCH MALE

★★★★★

Code	Packaging
VC209	Plastic bag
VC209-P	25 pack

### SAME CONNECTIVITY

Connector only available in Procab Basic series.



## VC210 RCA/CINCH FEMALE

★★★★★

Code	Packaging
VC210	Plastic bag
VC210-P	25 pack

### SAME CONNECTIVITY

Connector only available in Procab Basic series.



## VCL4FC 4-PIN SPEAKER FEMALE

★★★★★

Code	Packaging
VCL4FC	Plastic bag
VCL4FC-P	15 pack

### SAME CONNECTIVITY

Connector only available in Procab Basic series.



## VCL4MC 4-PIN SPEAKER MALE

★★★★★

Code	Packaging
VCL4MC	Plastic bag
VCL4MC-P	15 pack

### SAME CONNECTIVITY

Connector only available in Procab Basic series.



## VCL4MP 4-PIN SPEAKER MALE PANEL

★★★★★

Code	Packaging
VCL4MP	Plastic bag
VCL4MP-P	25 pack

### SAME CONNECTIVITY

Connector only available in Procab Basic series.



## VCL8MP 8-PIN SPEAKER MALE PANEL

★★★★★

Code	Packaging
VCL8MP	Plastic bag

### SAME CONNECTIVITY

Connector only available in Procab Basic series.



**VCL8FC** 8-PIN SPEAKER FEMALE ★★★★★

Code	Packaging
VCL8FC	Plastic bag

**SAME CONNECTIVITY**

Connector only available in Procab Basic series.



**VCB20** BANANA RED ★★★★★

Code	Packaging
VCB20	Plastic bag
VCB20-P	10 pack

**SAME CONNECTIVITY**

Connector only available in Procab Basic series.



**VCB25** BANANA BLACK ★★★★★

Code	Packaging
VCB25	Plastic bag
VCB25-P	10 pack

**SAME CONNECTIVITY**

Connector only available in Procab Basic series.



KEYSTONE  
CONNECTORS



**VCK105P** ★★★★★  
RCA FEMALE TO 2-PIN TERMINAL BLOCK

Code	Color
VCK105P/B	Black
VCK105P/W	White


KEYSTONE  
CONNECTORS



**VCK107P** ★★★★★  
RCA FEMALE TO RCA FEMALE

Code	Packaging
VCK107P/B	Plastic bag
VCK107P/W	25 pack


KEYSTONE  
CONNECTORS



**VCK310** ★★★★★  
3.5MM JACK FEMALE TO 3.5MM JACK FEMALE

Code	Packaging
VCL4FC	Plastic bag
VCL4FC-P	15 pack

KEYSTONE  
CONNECTORS



**VCK315** ★★★★★  
3.5MM JACK FEMALE TO 3-P IN TERMINAL BLOCK

Code	Packaging
VCL4MC	Plastic bag
VCL4MC-P	15 pack



Video bulk



## ABOUT HDMI



Analog video signal transmission will become obsolete in the near future. It will be replaced by its digital successor HDMI, which already holds a very strong position in the market of A/V interconnections. HDMI stands for High Definition Multi-Media Interface, which transfers both digital audio and video.

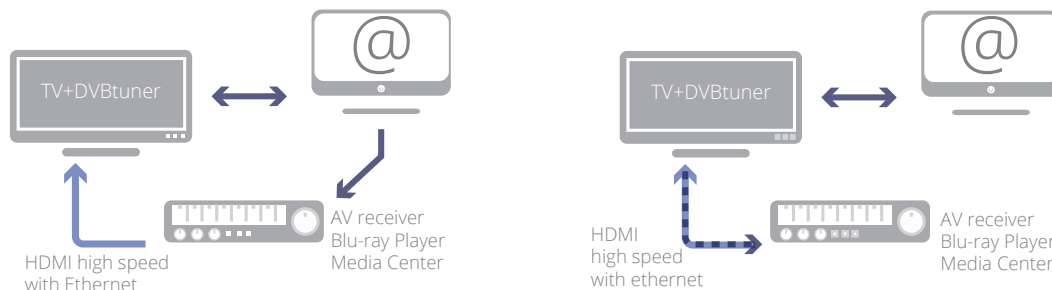
With the HDMI standard, the media is transmitted in a digital way from the source or storage device to the display device, without any conversion. This greatly benefits the picture quality! Besides the transfer of audio and video signals, HDMI also transfers system data which synchronizes the connected equipment with each other.

In the latest release of the HDMI specification, some additional features are implemented such as an Ethernet channel which can be used for sharing internet data between several devices, and an audio return channel.

Procab's HDMI range offers HIGH SPEED HDMI WITH ETHERNET, which offers the following additional possibilities and benefits :

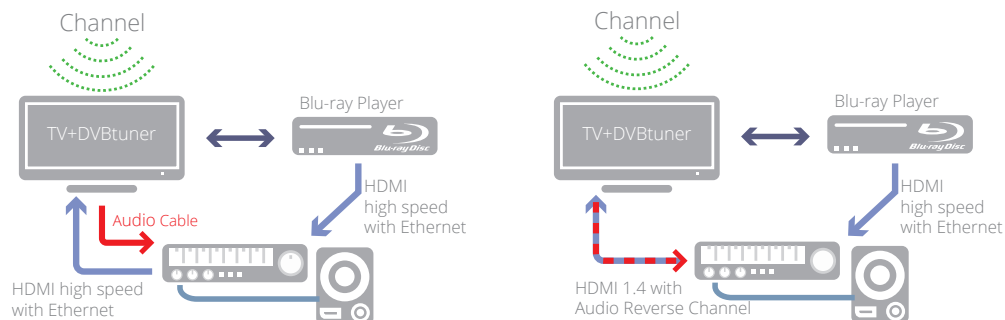
### HIGH SPEED HDMI ADVANTAGES HDMI ETHERNET CHANNEL

Adds high-speed networking to an HDMI link, enabling users to take full advantage of their IP-enabled devices, without a separate Ethernet cable.



### AUDIO RETURN CHANNEL

Allows an HDMI-Connected TV with built-in tuner to send audio data "Upstream" to a surround audio system, eliminating the need for a separate audio cable.



### 3D OVER HDMI

Defines input / output protocols for major 3D video formats, paving the way for true 3D gaming and 3D home theater applications.

### 4L X 2K SUPPORT

Enables video resolutions far beyond 1080p, supporting next-generation displays that will rival the digital cinema systems used in many commercial movie theatres.



For some specific applications, premade HDMI cables are unsuitable. Procab solves this problem with the **HDMI Contractor series**. This is the world's first system that allows HDMI cable assembly according to the requirements of your specific application without the need for any soldering, heat shrinking tubes or any other complex operation.

The HDM24, HDM26 or HDM28 (see page 50) can be cut to the desired length. A 19-pin HDMI connector can then be mounted on it.

## FEATURES

- › High speed with Ethernet
- › Cable assembly in minutes
- › Solderless
- › Gold plated connectors
- › 24 AWG, 26 AWG and 28 AWG cables
- › Up to 20 m 1080p HD video transfer



## HDM100

### PREMADE OPEN ENDED CONTRACTOR CABLE



### AVAILABLE LENGTHS

HDM24	10 m (HDM100/10) 15 m (HDM100/15) 20 m (HDM100/20)
HDM26	8 m (HDM100/8)
HDM28	4 m (HDM100/4) 6 m (HDM100/6)

The Procab HDM100 cable is a premade contractor cable with one connector already mounted, and a separate connector included to mount on the other end. This way, installing HDMI is even more easy.

Each bag contains a length of Procab HDM24/26/28-cable with one open end, a connector, cable holders & metal shell).

## CTV100

### HDMI TOOLBOX



A special contractor toolbox is available for on-site assembly and testing. It contains everything needed to assemble custom HDMI cables : a crimping tool (HDM800), a cable tester (HDM900), and 20 connectors for mounting (HDM19).

The mounting of the connectors on the cable only takes a few minutes. Just insert the cables into the two cable holders and with one squeeze of the crimping tool, the cable is ready to be used!

## HDM19 HDMI CONNECTOR



The HDM19 is the 19-pin connector for mounting on the cable ends. The contact points are gold plated and the body is made of a sturdy die-cast material in a mat finish.

Also available per 20 pcs (HDM19-P)


## HDM800 CRIMPING TOOL



The HDM800 is a crimping tool especially designed to mount the HDMI connector to the cable.

## HDM860 - HDM865

### GUIDING JIG



Color coded spare guiding jigs in plastic (HDM860) or metal (HDM865).

## HDM700

### EMPTY CONTRACTOR TOOLBOX



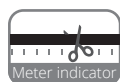

Carrying case for Contractor series tools and equipment.

## HDM900 CABLE TESTER



The HDM900 is a portable HDMI cable tester consisting of a transmitter and an end receiver. It is used to check if the installation has been completed successfully. It has two operation modes : continuous and sweep.

# HDM24 - HDM26 HIGH SPEED HDMI CABLE WITH ETHERNET



The Procab HDM series is especially designed for assembling your own HDMI cables. It offers high-speed HDMI cables with Ethernet.

Three versions are available with a different thicknesses of 24 AWG (HDM24), 26 AWG (HDM26) and 28 AWG (HDM28). All come on wooden spools of 100 meters so they can be cut to the desired length. The outer jacket is made of solid PVC ensuring a flexible yet tough cable. A meter indication printing is provided, every meter indicating the quantity of cable which is still left on the spool. This feature makes a big difference when it comes to pulling cables for fixed installations.

The HDM24 cable is also available in a Low Smoke Halogen Free cable version, see CHD124 on page 51.

## CROSS SECTION



## HIGHLIGHTS

- High Speed HDMI with Ethernet
- Triple shielding
- Recommend HD distance: 20 m (1080p with HDM24)

## INNER CONDUCTOR



## SHIELDING



INSTALL

MOBILE

		HDM24			HDM26		
		5 pair	1 pair	2 cond.	5 pair	1 pair	2 cond.
Conductor	AWG	24 AWG	26 AWG	26 AWG	26 AWG	26 AWG	26 AWG
	Copper	bare	tinned	tinned	bare	tinned	tinned
	Size	1/0.511	7/0.16	7/0.16	1/0.404	7/0.16	7/0.16
Insulation	Thickness	0.448 mm	0.21 mm	0.21 mm	0.35 mm	0.21 mm	0.21 mm
	Material	FM-PE	HD-PE	HD-PE	FM-PE	HD-PE	HD-PE
	Outer Ø	1.40 mm	0.9 mm	0.9 mm	1.10 mm	0.9 mm	0.9 mm
Drain	Copper	bare	/	/	bare	/	/
	Size	1/0.511	/	/	1/0.404	/	/
Inner shielding	Coverage	100 %	/	/	100%	/	/
	Overlap	25 % min	/	/	25 % min	/	/
Outer shielding	Coverage	100 %			100 %		
	Overlap	25 % min			25 % min		
Drain	Copper	bare			bare		
	Size	1/0.511			1/0.404		
Braid	Material	AL-MG wire			AL-MG wire		
	Size	16*12/0.12			16*12/0.12		
Jacket	Thickness	1.20			1.05		
	Material	PVC			PVC		
	Color	black			black		
	Outer Ø	Ø 9.5 mm			Ø 8 mm		

## MECHANICAL SPECIFICATIONS

Temperature range	fixed installation	- 40°C till + 80°C
	flexible installation	- 15°C till + 60°C
Bending radius	fixed installation	6 x outer diameter
	flexible installation	8 x outer diameter

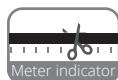
## AVAILABLE LENGTHS

sold per meter : HDM24, HDM26  
 100 m wooden reel : HDM24/1, HDM26/1  
 300 m wooden reel : HDM24/3

	HDM24	HDM26
High speed HDMI with Ethernet	0 - 10 m	0 - 8 m
Standard HDMI with Ethernet	> 10 - 15 m	> 8 - 12 m

# CHD124 CONTRACTOR HIGH SPEED HDMI CABLE WITH ETHERNET

★★★★★



The CHD124 is a high speed HDMI cable with Ethernet, designed for on-site termination with HDM19 connectors. It features a Flamoflex™ outer jacket compliant to the IEC 60332-1 standard regarding fire and flammability resistance in public installations. The Flamoflex™ material is specifically designed with installers convenience in mind, offering a smooth and durable outer jacket for easy installation and pulling. The conductor section of the CHD124 consists of 5 individually shielded pairs with solid 24 AWG conductors for transferring both video and Ethernet data. An additional 26 AWG pair and two separate 26 AWG conductors are used for synchronization between transmitter and receiver. This entire section is additionally covered with a double shielding consisting of an overall aluminum foil surrounded by a braiding. The triple shielding offers a high immunity against noise and interference caused by external devices.

Using the CHD124, high definition video (1080p) can be transferred over distances up to 20 meters. Compatible with Procab connector HDM19 (see page 49) .

## CROSS SECTION



## HIGHLIGHTS

- Flamoflex™ IEC 60332-1 installation jacket
- High Speed HDMI with Ethernet
- Triple shielding

## INNER CONDUCTOR



STRANDED  
COPPER



STRANDED TINNED  
COPPER

## SHIELDING



## INSTALL

		5 pair	1 pair	2 cond.
Conductor	AWG	24 AWG	26 AWG	26 AWG
	Copper	bare	tinned	tinned
	Size	1/0.511	7/0.16	7/0.16
Insulation	Thickness	0.448 mm	0.21 mm	0.21 mm
	Material	FM-PE	HD-PE	HD-PE
	Outer Ø	1.40 mm	0.9 mm	0.9 mm
Drain	Copper	bare	/	/
	Size	1/0.511	/	/
Inner shielding	Coverage	100 %	/	/
	Overlap	25 % min	/	/
Outer shielding	Coverage	100 %		
	Overlap	25 % min		
Drain	Copper	bare		
	Size	1/0.511		
Braid	Material	AL-MG wire		
	Size	16*12/0.12		
Jacket	Thickness	1.20		
	Material	NHFR		
	Color	black		
	Outer Ø	Ø 9.5 mm		

## MECHANICAL SPECIFICATIONS

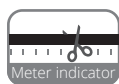
Temperature range	fixed installation	- 20°C till + 80°C
	flexible installation	- 15°C till + 70°C
Bending radius	fixed installation	6 x outer diameter
	flexible installation	8 x outer diameter

## AVAILABLE LENGTHS

sold per meter : CHD124  
 100 m wooden reel : CHD124/1  
 300 m wooden reel : CHD124/3

**PCX160** HIGHFLEX COAXIAL VIDEO CABLE

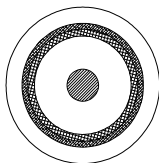
★★★★★



The PCX160 is an RG6/U coaxial video cable specifically designed for digital SDI, HD-SDI and 3G-SDI video transmissions in mobile applications. Its Highflex™ PVC outer jacket in combination with other high-grade materials guarantee a great flexibility, long service life span and accurate signal transmission under all circumstances.

The conductor section of 19 AWG is constructed using 7 strands of high purity copper with a thickness of 0,36 mm, resulting in an overall section of 0,71 mm² surrounded by a foamed polyethylene isolator. The dual braided overall shielding consists of two individual layers with a coverage percentage of 95%, guaranteeing the best possible immunity against noise and interference.

Compatible with  **NEUTRIK** BNC connector NBNC75BRU11.

**CROSS SECTION****HIGHLIGHTS**

- Highflex™ Solid & flexible jacket
- 19 AWG stranded conductor
- Double braided shielding
- Recommend HD distance: 120 meter

**INNER CONDUCTOR****SHIELDING**

MOBILE

RENTAL

STAGE

Type of cable	RG6/U Flexible 75 Ω coaxial video cable
Inner conductor	BC 7 x 0.36 mm
Inner conductor section	0.71 mm²
Insulation	Foamed PE Ø 4.6 mm
Insulation color	White
Number of conductors	1
Shielding	TC 16 x 12 x 0.12 - braiding
Shielding %	95%
Outer jacket	PVC
Outer jacket color	Black
Outer jacket dimensions	Ø 7.0 mm
Impedance	75 Ohm
Lead resistance - 100 meter	2.74 Ohm
Shield resistance - 100 meter	0.9 Ohm
Lead capacitance @ 1 kHz - meter	53 pF
Voltage resistance	1.5 kV - 1 min
Rated voltage	300 Volt
Velocity of propagation (%)	81 %
American Wire Gauge	19 AWG

**MECHANICAL SPECIFICATIONS**

Temperature range	fixed installation	- 35°C till + 75°C
	flexible installation	- 20°C till + 60°C
Bending radius	fixed installation	10 x outer diameter
	flexible installation	12 x outer diameter

**ATTENUATION SPECIFICATIONS**

	5 Mhz	10 Mhz	25 Mhz	100 Mhz	270 Mhz	1 Ghz	1.5 Ghz	3 Ghz	4.5 Ghz
Attenuation (dB/100 ft.)	0.54	0.72	1.18	2.40	4.00	8.20	10.40	15.60	19.81
Attenuation (dB/100 m)	1.772	2.362	3.872	7.874	13.124	26.904	34.122	51.184	64.964

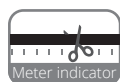
**AVAILABLE LENGTHS**

100 m plastic reel : PCX160/1






# CXV107 COAXIAL VIDEO CABLE



The CXV107 is a high-end video cable with a 48-strand bare copper conductor, foamed polyethylene dielectric and a dual braided shield featuring minimal attenuation loss and maximum bandwidth for the most demanding video applications.

The tight tolerance on all parameters ensures continued good impedance matching, low reflection losses and constant velocity of propagation during its life span. The cable is easy to handle thanks to the highly flexible PVC jacket and, combined with the effective shielding, this makes it especially suited for mobile applications in noisy electrical environments.

Compatible with **NEUTRIK** BNC connector NBNC75BTU11.



### HIGHLIGHTS

- 20 AWG stranded conductor
- Double braided shielding
- Recommend HD distance: 64 meter

### INNER CONDUCTOR

**STRANDED OXYGEN FREE COPPER**

### SHIELDING

**BARE COPPER BRAIDING**

**TINNED COPPER BRAIDING**

**ALUMINUM FOIL**

- MOBILE
- RENTAL
- STAGE

Type of cable	Coaxial video cable - 75 Ohm - Ø 7 mm
Inner conductor	BC 48 x 0.12 mm
Inner conductor section	0.54 mm <sup>2</sup>
Insulation	Foamed PE Ø 4.5 mm
Insulation color	White
Number of conductors	1
Shielding	BC 16 x 7 x 0.12 mm - braiding TC 16 x 7 x 0.12 mm - braiding
Shielding %	100 %
Outer jacket	Flexible PVC
Outer jacket color	Green
Outer jacket dimensions	Ø 7 mm
Impedance	75 Ohm
Lead resistance - 100 meter	4 Ohm
Shield resistance - 100 meter	1.5 Ohm
Lead capacitance @ 1 kHz - meter	58 pF
Lead attenuation @ 10 MHz - meter	0.065 dB
Voltage resistance	300 VAC - 15 sec
Insulation resistance	10 MOhm / m @ 250V DC - 1 min
Rated voltage	30 Volt
Velocity of propagation (%)	76.58 %
American Wire Gauge	20 AWG

## MECHANICAL SPECIFICATIONS

Temperature range	fixed installation	- 40°C till + 80°C
	flexible installation	- 15°C till + 60°C
Bending radius	fixed installation	6 x outer diameter
	flexible installation	8 x outer diameter

## ATTENUATION SPECIFICATIONS

	5 Mhz	10 Mhz	50 Mhz	100 Mhz	300 Mhz	500 Mhz	1 Ghz
Attenuation (dB/100 ft.)	0.76	0.91	2.13	3.12	5.67	7.56	11.58
Attenuation (dB/100 m)	2.50	3.00	7.00	10.25	18.60	24.80	38.00

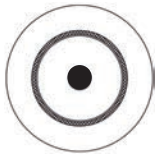
## AVAILABLE LENGTHS

100 m plastic reel : CXV107/1

**RG06HF** LSHF COAXIAL VIDEO CABLE

The RG06HF is a low smoke halogen free video cable with solid bare copper conductor, polyethylene dielectric and dual shielding (Aluminium-mylar foil + tinned copper braid) and has excellent electrical performance.

The outer jacket of this cable is made of Polyolefin. It is ideal for CATV and CCTV applications and other video distribution applications where the signal is not further processed or stored.

**CROSS SECTION****HIGHLIGHTS**

- LSHF jacket
- 18 AWG Solid conductor
- Double shielding (Al-Foil + Braiding)

**INNER CONDUCTOR****SHIELDING****INSTALL**

Type of cable	LSHF coaxial video cable	
Inner conductor	BC 1 x 1.0 mm	
Inner conductor section	0.8 mm <sup>2</sup>	
Insulation	Foamed PE Ø 4.5 mm	
Insulation color	White	
Number of conductors	1	
Shielding	BC 16 x 4 x 0.16 mm - braiding Aluminium foil	
Shielding %	100 %	
Outer jacket	LSHF (low smoke - halogen free)	
Outer jacket color	Dark red	
Outer jacket dimensions	Ø 7 mm	
Impedance	75 Ohm	
American Wire Gauge	18 AWG	

**MECHANICAL SPECIFICATIONS**

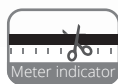
Temperature range	fixed installation	- 40°C till + 80°C
	flexible installation	- 25°C till + 70°C
Bending radius	fixed installation	6 x outer diameter
	flexible installation	8 x outer diameter

**AVAILABLE LENGTHS**

100 m plastic reel :    RG06HF/1

# CCX159 - CCX160 CONTRACTOR COAXIAL VIDEO CABLE

★★★★★




The CCX159 & CCX160 are coaxial installation cables featuring a Flamoflex™ outer jacket compliant to the IEC 60332-1 standard regarding fire and flammability resistance in public installations. The Flamoflex™ material is specifically designed with installers convenience in mind, offering a smooth and durable outer jacket for easy installation and pulling. Both versions are designed according the RG59/U (CCX159) and RG6/U (CCX160) standards, each of them featuring a solid high purity copper conductor which is surrounded by polyethylene isolator. The double shielding consisting of an overall aluminum foil surrounded by a braiding offers a high immunity against noise and interference caused by external devices.

The CCX159 and CCX160 cables can be used for a wide variety of installation applications such as CATV and CCTV distribution, analogue video interconnections as well as HDTV digital SDI, HD-SDI and 3G-SDI video transmissions.

Compatible with **NEUTRIK** BNC connector NBNC75BLP7 (CCX159) and NBNC75BTU11 (CCX160).

## CROSS SECTION



## HIGHLIGHTS

- Flamoflex™ IEC 60332-1 installation jacket
- Double shielding
- Recommend HD distance: 80 m (CCX159) & 140 m (CCX160)

## INNER CONDUCTOR



## SHIELDING



## INSTALL

Cable model	CCX159	CCX160
Type of cable	RG59/U 75 Ω coaxial video cable	RG6/U 75 Ω coaxial video cable
Inner conductor	BC 1 x 0.643 mm	BC 1 x 1.02 mm
Inner conductor section	0.82 mm <sup>2</sup>	0.82 mm <sup>2</sup>
Insulation	Foamed PE Ø 3.7 mm	Foamed PE Ø 4.57 mm
Insulation color	White	White
Number of conductors	1	1
Shielding	Al-Mylar TC 12 x 5 x 0.10 - braiding	Al-Mylar TC 16 x 9 x 0.12 - braiding
Shielding %	60 %	80 %
Outer jacket	NHFR	NHFR
Outer jacket color	Black	Black
Outer jacket dimensions	Ø 6.0 mm	Ø 7.0 mm
Impedance	75 Ohm	75 Ohm
Lead resistance - 100 m	5.43 Ohm	2.14 Ohm
Shield resistance - 100 m	0.9 Ohm	0.9 Ohm
Lead capacitance @ 1 kHz - meter	53 pF	53 pF
Voltage resistance	0.5 kV - 1 min	1.5 kV - 1 min
Rated voltage	300 Volt	300 Volt
Velocity of propagation (%)	82 %	82 %
American Wire Gauge	22 AWG	18 AWG

## MECHANICAL SPECIFICATIONS

Temperature range	fixed installation	- 20°C till + 70°C
	flexible installation	- 15°C till + 60°C
Bending radius	fixed installation	8 x outer diameter
	flexible installation	10 x outer diameter

## ATTENUATION SPECIFICATIONS

Attenuation (dB/100 m)	5 Mhz	10 Mhz	25 Mhz	100 Mhz	270 Mhz	1 Ghz	1.5 Ghz	3 Ghz	4.5 Ghz
CCX159	3.019	3.937	5.906	10.926	17.717	34.779	42.653	60.699	74.807
CCX160	1.706	2.33	3.543	6.398	10.4	21.064	26.215	38.65	48.953

## AVAILABLE LENGTHS

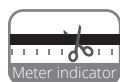
100 m plastic reel : CCX159/1, CCX160/1

# RAV600 AUDIO/VIDEO SIGNAL CABLE



The RAV600 is a high-quality composite video and stereo audio cable for all kinds of AV interconnections. It is composed of 1 shielded coax cable, with 20-stranded oxygen free copper conductors, foamed polyethylene dielectric and braided shielding and 2 shielded audio signal cables with stranded tin plated copper conductors. The coax cable features a high-velocity of propagation and minimal return loss to ensure quality signal delivery on longer connections.

Compatible with **NEUTRIK** BNC connector NBNC75BJ9.



## CROSS SECTION



## HIGHLIGHTS

- Parallel & separable wires
- 20 AWG stranded coaxial
- 24 AWG Stereo unbalanced audio
- Braided shielding

## INNER CONDUCTOR



## SHIELDING



INSTALL

MOBILE

Type of cable	Coaxial video cable & stereo audio cable
Outer jacket	Flexible PVC
Outer jacket color	Black
Outer dimensions	5.8 x 12.6 mm

Video section	
Inner conductor	TC 1 x 0.8 mm
Inner conductor section	0.50 mm <sup>2</sup>
Insulation	Foamed PE Ø 3.6 mm
Insulation color	Yellow
Number of conductors	1
Shielding	BC 16 x 3 x 0.12 mm - braiding
Shielding %	100 %
Outer jacket	Flexible PVC
Outer jacket color	Black
Outer jacket dimensions	Ø 5.8 mm
Impedance	75 Ohm
American Wire Gauge	20 AWG

Audio section	
Inner conductor	TC 7 x 0.2 mm
Inner conductor section	0.22 mm <sup>2</sup>
Isolation	Foamed PE Ø 1.1 mm
Isolation color	Red / White
Number of conductors	2
Shielding	BC 30 x 0.12 mm - spiral
Shielding %	100 %
Outer jacket	Flexible PVC
Outer jacket color	Black
Outer jacket dimensions	Ø 3.4 mm
Inner jacket	Flexible PVC
Inner jacket color	Black
Inner jacket dimensions	2 x Ø 5 mm
Impedance	110 Ohm

## MECHANICAL SPECIFICATIONS

Temperature range	fixed installation	- 40°C till + 80°C
	flexible installation	- 15°C till + 60°C
Bending radius	fixed installation	6 x outer diameter
	flexible installation	8 x outer diameter

## AVAILABLE LENGTHS

100 m plastic reel : RAV600/1



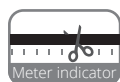
# RGB600 RGB VIDEO CABLE

★★★★★



The RGB600 is a high-quality RGB video cable for all high resolution RGB video interconnects. It is composed of 3 shielded coax cables, all with stranded oxygen free copper conductors, foamed polyethylene dielectric and braided shielding. The coax cables feature a high velocity of propagation and minimal return loss to ensure quality signal delivery on longer connections.

Compatible with  **NEUTRIK** BNC connector NBNC75BFH6.



## CROSS SECTION



## HIGHLIGHTS

- Parallel & separatable wires
- 3 x Coaxial (RGB)
- 24 AWG stranded coaxial
- Double shielding

## INNER CONDUCTOR



## SHIELDING



INSTALL

MOBILE

Type of cable	RGB coaxial video cable - 75 Ohm
Inner conductor	BC 20 x 0.12 mm
Inner conductor section	0.22 mm <sup>2</sup>
Insulation	Foamed PE Ø 3.2 mm
Insulation color	Red / Blue / Green
Number of conductors	3
Shielding	BC 56 x 0.12 mm - spiral Aluminium foil
Shielding %	100 %
Outer jacket	Flexible PVC
Outer jacket color	Black
Outer jacket dimensions	3 x Ø 6 mm
Impedance	75 Ohm
American Wire Gauge	24 AWG

## MECHANICAL SPECIFICATIONS

Temperature range	fixed installation	- 40°C till + 80°C
	flexible installation	- 15°C till + 60°C
Bending radius	fixed installation	6 x outer diameter
	flexible installation	8 x outer diameter

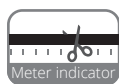
## ATTENUATION SPECIFICATIONS

	5 Mhz	10 Mhz	50 Mhz	100 Mhz	300 Mhz	500 Mhz	1 Ghz
Attenuation (dB/100 ft.)	0.76	0.91	2.13	3.12	5.67	7.56	11.58
Attenuation (dB/100 m)	2.50	3.00	7.00	10.25	18.60	24.80	38.00

## AVAILABLE LENGTHS

100 m plastic reel : RGB600/1

# RSC600 SCART VIDEO CABLE



The RSC600 is a high-quality scart cable for all scart video and audio interconnects. It is composed of 6 shielded coax cables, all with 10-strand oxygen free copper conductors, foamed polyethylene dielectric and oxygen free copper shielding. This cable also has a global shield consisting of an Aluminium foil for perfect shielding. The coax cables feature a high velocity of propagation and minimal return loss to ensure quality signal delivery on lengthy connections. Additionally, 4 separate audio cables with a common drain, all of bare copper, and shielded with Aluminium foil and packed in separate PVC jacket are included for audio connections. 3 separate bare copper lead wires complete this cable to carry control signals.

Compatible with **NEUTRIK** BNC connector NBTC75BF14.

CROSS SECTION	HIGHLIGHTS	INNER CONDUCTOR	SHIELDING
	<ul style="list-style-type: none"> <li>• 6 x Coaxial + Audio + Data</li> <li>• 27 AWG 75 Ohm stranded coaxial</li> <li>• 27 AWG Unbalanced audio</li> <li>• Al-Foil overall shielding</li> </ul>		
INSTALL	Type of cable		
MOBILE	Shielding		
	Outer jacket		
	Outer jacket color		
	Outer dimensions		

Video section	
Inner conductor	BC 10 x 0.12 mm
Inner conductor section	0.11 mm <sup>2</sup>
Insulation	Foamed PE Ø 0.9 mm
Insulation color	Green / Light green / Blue / Light blue / Pink / Orange
Number of conductors	6
Shielding	BC 28 x 0.12 - spiral
Shielding %	100 %
Inner jacket	Flexible PVC
Inner jacket color	Black
Inner jacket dimensions	Ø 1.8 mm
Impedance	75 Ohm
American Wire Gauge	27 AWG

## MECHANICAL SPECIFICATIONS

Temperature range	fixed installation	- 40°C till + 80°C
	flexible installation	- 15°C till + 60°C
Bending radius	fixed installation	6 x outer diameter
	flexible installation	8 x outer diameter

Audio section	
Inner conductor	BC 10 x 0.12 mm
Inner conductor section	0.11 mm <sup>2</sup>
Isolation	PE Ø 0.9 mm
Isolation color	Red / White / Yellow / Black
Number of conductors	4
Shielding	BC 10 x 0.12 mm - drain wire Aluminium foil
Inner jacket	Flexible PVC
Inner jacket color	Black
Inner jacket dimensions	Ø 2.7 mm
American Wire Gauge	27 AWG

Data section	
Inner conductor	BC 10 x 0.12 mm
Inner conductor section	0.11 mm <sup>2</sup>
Isolation	PE Ø 0.9 mm
Isolation color	Brown / Grey / Purple
Number of conductors	3
American Wire Gauge	27 AWG

## ATTENUATION SPECIFICATIONS

	5 Mhz	10 Mhz	50 Mhz	100 Mhz	300 Mhz	500 Mhz	1 Ghz
Attenuation (dB/100 ft.)	0.76	0.91	2.13	3.12	5.67	7.56	11.58
Attenuation (dB/100 m)	2.50	3.00	7.00	10.25	18.60	24.80	38.00

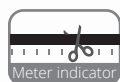
## AVAILABLE LENGTHS

100 m plastic reel : RSC600/1



# SVGA50 SUPER FLEXIBLE SVGA RGBVH CABLE

★★★★★




The SVGA50 is a high-end video cable for all high resolution video interconnects.

It is composed of 5 shielded coax cables, all with stranded tin plated copper conductors, foamed polyethylene dielectric and braided shielding and an extra overall Aluminium foil shielding with a drain wire for optimum shielding. The coax cables feature a high velocity of propagation and minimal return loss to ensure quality signal delivery on longer connections.

Compatible with **NEUTRIK** BNC connector NBTC75BSS5.

## CROSS SECTION



## HIGHLIGHTS

- Flexible outer jacket
- 5 x Coaxial (RGBHV)
- 26 AWG 75 Ohm stranded coaxial
- Braided individual & Al-Foil overall shielding

## INNER CONDUCTOR



## SHIELDING



MOBILE

Type of cable	SVGA video cable
Inner conductor	TC 7 x 0.16 mm
Inner conductor section	0.14 mm <sup>2</sup>
Insulation	Foamed PE Ø 2.2 mm
Insulation color	White
Number of conductors	5
Shielding	TC 16 x 6 x 0.12 mm - braiding
Shielding %	100 %
Inner jacket	Flexible PVC
Inner jacket color	Black / Green / Blue / Red / White
Inner jacket dimensions	Ø 3.2 mm
Impedance	75 Ohm
Filling	Cotton yarn
Overall shielding	TC 7 x 0.25 mm - drain wire Aluminium foil
Outer jacket	Flexible PVC
Outer jacket color	Black
Outer jacket dimensions	Ø 11 mm
Lead resistance - 100 m	16 Ohm
Shield resistance - 100 m	4.4 Ohm
American Wire Gauge	26 AWG

## MECHANICAL SPECIFICATIONS

Temperature range	fixed installation	- 40°C till + 80°C
	flexible installation	- 15°C till + 60°C
Bending radius	fixed installation	6 x outer diameter
	flexible installation	8 x outer diameter

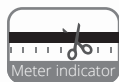
## ATTENUATION SPECIFICATIONS

	5 Mhz	10 Mhz	50 Mhz	100 Mhz	300 Mhz	500 Mhz	1 Ghz
Attenuation (dB/100 ft.)	1.63	2.22	5.09	7.32	12.50	13.70	15.20
Attenuation (dB/100 m)	5.35	7.30	16.70	24.00	41.00	45.00	50.00

## AVAILABLE LENGTHS

100 m plastic reel : SVGA50/1

# SVGA52 SVGA RGBVH CABLE



The SVGA52 is a high-end video cable for all high resolution video interconnects. It is composed of 5 shielded coax cables, all with stranded tin plated copper conductors, foamed polyethylene dielectric and braided shielding and an extra overall Aluminium foil shielding with a drain wire for optimum shielding. The coax cables feature a high velocity of propagation and minimal return loss to ensure quality signal delivery on longer connections. The outer jacket is made of special hardened PVC with a flexible core. This ensures a very smooth outer surface to make the cable slide easily inside electrical tubes. The flexible core maintains the flexibility of the cable.

Compatible with **NEUTRIK** BNC connector NBTC75BSS5.

## CROSS SECTION



## HIGHLIGHTS

- Solid outer jacket (easy pulling)
- 5 x Coaxial (RGBHV)
- 26 AWG stranded coaxial
- Braided individual & Al-Foil overall shielding

## INNER CONDUCTOR



## SHIELDING



## INSTALL

Type of cable	SVGA video cable
Inner conductor	TC 7 x 0.16 mm
Inner conductor section	0.14 mm <sup>2</sup>
Insulation	Foamed PE Ø 2.2 mm
Insulation color	White
Number of conductors	5
Shielding	TC 16 x 6 x 0.12 mm - braiding
Shielding %	100 %
Inner jacket	Flexible PVC
Inner jacket color	Black / Green / Blue / Red / White
Inner jacket dimensions	Ø 3.2 mm
Impedance	75 Ohm
Filling	Cotton yarn
Overall shielding	TC 7 x 0.25 mm - drain wire Aluminium foil
Outer jacket	Hardened PVC
Outer jacket color	Black
Outer jacket dimensions	Ø 11 mm
Lead resistance - 100 m	16 Ohm
Shield resistance - 100 m	4.4 Ohm
American Wire Gauge	26 AWG

## MECHANICAL SPECIFICATIONS

Temperature range	fixed installation	- 40°C till + 80°C
	flexible installation	- 15°C till + 60°C
Bending radius	fixed installation	6 x outer diameter
	flexible installation	8 x outer diameter

## ATTENUATION SPECIFICATIONS

	5 Mhz	10 Mhz	50 Mhz	100 Mhz	300 Mhz	500 Mhz	1 Ghz
Attenuation (dB/100 ft.)	1.63	2.22	5.09	7.32	12.50	13.70	15.20
Attenuation (dB/100 m)	5.35	7.30	16.70	24.00	41.00	45.00	50.00

## AVAILABLE LENGTHS


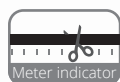

100 m plastic reel : SVGA52/1  
300 m wooden reel : SVGA52/3





# SVGA60 DOUBLE SHIELDED SVGA RGBVH CABLE

★★★★★



The SVGA60 is a high-end video cable for all high resolution video interconnects. It is composed of 5 shielded coax cables, all with 7-strand silver plated copper conductors, foamed polyethylene dielectric and braided tin plated copper shielding. This cable also has a global dual shield consisting of an Aluminium foil and a plated copper braided shield for perfect shielding. The coax cables feature a high velocity of propagation and minimal return loss to ensure quality signal delivery on lengthy connections. Additionally, five 11-strand bare copper lead wires are included to carry control signals. The SVGA60 cable is also available as a Low Smoke Halogen Free Cable, see SVGA60HF on page 62.

Compatible with **NEUTRIK** BNC connector NBTC75BSS5.

## CROSS SECTION



## HIGHLIGHTS

- 5 x Coaxial (RGBHV) + Sync
- Silver plated copper conductors
- 26 AWG stranded coaxial
- Triple shielding

## INNER CONDUCTOR



## SHIELDING



INSTALL

MOBILE

Type of cable	SVGA video cable
Shielding	TC 16 x 7 x 0.12 mm - braiding Aluminium foil TC 1 x 0.5 mm - drain wire
Filling	Cotton yarn
Outer jacket	Flexible PVC
Outer jacket color	Black
Outer dimensions	Ø 12 mm

Video section	
Inner conductor	SPC 7 x 0.16 mm
Inner conductor section	0.14 mm <sup>2</sup>
Insulation	Foamed PE Ø 2.2 mm
Insulation color	White
Number of conductors	5
Shielding	TC 40 x 0.12 - spiral
Shielding %	100 %
Inner jacket	Flexible PVC
Inner jacket color	Black / Green / Blue / Red / White
Inner jacket dimensions	Ø 3.2 mm
Impedance	75 Ohm
American Wire Gauge	26 AWG

Data section	
Inner conductor	BC 10 x 0.12 mm
Inner conductor section	0.11 mm <sup>2</sup>
Insulation	PVC Ø 1.1 mm
Number of conductors	5
American Wire Gauge	27 AWG

## MECHANICAL SPECIFICATIONS

Temperature range	fixed installation	- 40°C till + 80°C
	flexible installation	- 15°C till + 60°C
Bending radius	fixed installation	6 x outer diameter
	flexible installation	8 x outer diameter



## ATTENUATION SPECIFICATIONS

	5 Mhz	10 Mhz	50 Mhz	100 Mhz	300 Mhz	500 Mhz	1 Ghz
Attenuation (dB/100 ft.)	1.58	2.10	4.72	6.70	12.20	13.10	14.60
Attenuation (dB/100 m)	5.20	6.90	15.50	22.00	40.00	43.00	48.00

## AVAILABLE LENGTHS

100 m plastic reel : SVGA60/1

# SVGA60HF LSHF DOUBLE SHIELDED SVGA RGBVH CABLE



The SVGA60HF is a high-end video cable for all high resolution video interconnects. It is composed of 5 shielded coax cables, all with 7-strand silver plated copper conductors, foamed polyethylene dielectric and braided tin plated copper shielding. This cable also has a global dual shield consisting of an Aluminium foil and a tin plated copper braided shield for perfect shielding.

The coax cables feature a high velocity of propagation and minimal return loss to ensure quality signal delivery on lengthy connections. Additionally, five 11-strand bare copper lead wires are included to carry control signals. The outer jacket of this cable is made of Polyolefin.

## CROSS SECTION



## HIGHLIGHTS

- LSHF jacket
- 5 x Coaxial (RGBHV) + Sync
- Silver plated copper conductors
- 26 AWG stranded coaxial
- Triple shielding

## INNER CONDUCTOR



## SHIELDING



## INSTALL

Type of cable	LSHF SVGA video cable
Shielding	TC 16 x 7 x 0.12 mm - braiding Aluminium foil TC 1 x 0.5 mm - drain wire
Filling	Cotton yarn
Outer jacket	Polyolefin
Outer jacket color	Dark red
Outer dimensions	Ø 12 mm

Video section	
Inner conductor	SPC 7 x 0.16 mm
Inner conductor section	0.14 mm <sup>2</sup>
Insulation	Foamed PE Ø 2.2 mm
Insulation color	White
Number of conductors	5
Shielding	TC 40 x 0.12 mm - spiral
Shielding %	100 %
Inner jacket	Flexible PVC
Inner jacket color	Black / Green / Blue / Red / White
Inner jacket dimensions	Ø 3.2 mm
Impedance	75 Ohm
American Wire Gauge	26 AWG

Data section	
Inner conductor	BC 10 x 0.12 mm
Inner conductor section	0.11 mm <sup>2</sup>
Insulation	PVC Ø 1.1 mm
Number of conductors	5
American Wire Gauge	26 AWG

## MECHANICAL SPECIFICATIONS

Temperature range	fixed installation	- 40°C till + 80°C
	flexible installation	- 15°C till + 60°C
Bending radius	fixed installation	6 x outer diameter
	flexible installation	8 x outer diameter

## ATTENUATION SPECIFICATIONS

	5 Mhz	10 Mhz	50 Mhz	100 Mhz	300 Mhz	500 Mhz	1 Ghz
Attenuation (dB/100 ft.)	1.58	2.10	4.72	6.70	12.20	13.10	14.60
Attenuation (dB/100 m)	5.20	6.90	15.50	22.00	40.00	43.00	48.00

## AVAILABLE LENGTHS

100 m plastic reel : SVGA60HF/1

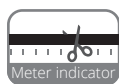
# SVHS10 SVHS CABLE

★★★★★

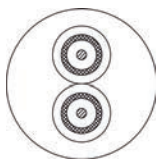


The SVHS10 is a high-quality S-VHS cable composed of 2 shielded coax cables to carry luminance and chrominance signals and is ideal for all quality S-VHS interconnects. The 7-strand bare copper conductors of the coax cables ensure a good flexibility of the cable while the twisted bare copper shielding provides a good shielding from external electrical noise.

Compatible with **NEUTRIK** BNC connector NBTC75BW5.



## CROSS SECTION



## HIGHLIGHTS

- 2 x Coaxial
- 26 AWG 75 Ohm stranded coaxial
- Braided individual shielding

## INNER CONDUCTOR



## SHIELDING



INSTALL

MOBILE

Type of cable	SVGA video cable
Inner conductor	BC 7 x 0.16 mm
Inner conductor section	0.14 mm <sup>2</sup>
Insulation	Foamed PE Ø 2.2 mm
Insulation color	White
Number of conductors	2
Shielding	BC 16 x 7 x 0.12 mm - braiding
Shielding %	100 %
Outer jacket	Flexible PVC
Outer jacket color	Black
Outer jacket dimensions	Ø 7 mm
Impedance	75 Ohm
Lead resistance - 100 m	4 Ohm
Shield resistance - 100 m	1.5 Ohm
Lead capacitance @ 1 kHz - meter	58 pF
Lead attenuation @ 10 MHz - meter	0.065 dB
Voltage resistance	300 VAC - 15 sec
Insulation resistance	10 MOhm / m @ 250V DC - 1 min
Rated voltage	30 Volt
Velocity of propagation (%)	76.58 %
American Wire Gauge	26 AWG

## MECHANICAL SPECIFICATIONS

Temperature range	fixed installation	- 40°C till + 80°C
	flexible installation	- 15°C till + 60°C
Bending radius	fixed installation	6 x outer diameter
	flexible installation	8 x outer diameter

## ATTENUATION SPECIFICATIONS

	5 Mhz	10 Mhz	50 Mhz	100 Mhz
Attenuation (dB/100 ft.)	1.80	2.51	5.68	8.20
Attenuation (dB/100 m)	5.90	8.25	18.65	26.90

## AVAILABLE LENGTHS

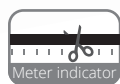
100 m plastic reel : SVHS10/1



# Digital bulk



# PCT50SF CAT5E SF/UTP NETWORKING CABLE



The PCT50SF is a CAT5E networking cable specifically designed for the growing number of digital applications in the professional AV industry. Some typical application examples are interconnections with digital mixing consoles, digital stage boxes, LED video walls, ...

Unlike any other CAT5E cable available on the market, the PCT50SF features Duraflex™ outer jacket constructed using a double-extrusion technique with an polyurethane outer and PVC inner jacket. The polyurethane outer jacket offers an excellent resistance against mechanical wear due to pulling, bending, cracking and UV exposure, while the PVC inner jacket keeps it easy to handle.

The conductor section consists of 4 pairs with stranded 24 AWG conductors which guarantees an optimal signal transmission while the double shielding consisting of an overall aluminum foil surrounded by a braiding offers a high immunity to noise and interference caused by external devices.

Supports 10Base-T, 100Base-TX and 1000Base-T gigabit networks.

## CROSS SECTION



## HIGHLIGHTS

- Duraflex™ Extremely robust PUR jacket
- 24 AWG stranded conductors
- Double shielding

## INNER CONDUCTOR



## SHIELDING



MOBILE

RENTAL

STAGE

Type of cable	CAT5E SF/UTP Networking cable
Inner conductor	BC 7 x 0.20 mm
Inner conductor section	0.22 mm²
Insulation	HDPE
Insulation color	Blue / Blue - White / Orange / Orange - White / Green / Green - White / Brown / Brown - White
Number of conductors	8 (4 pairs)
Shielding	Overall Al-Foil Overall tinned copper braid
Shielding %	100% Al-foil / 60% braiding
Inner jacket	PVC Ø 6.9 mm
Outer jacket	PUR
Outer jacket color	Black
Outer jacket dimensions	Ø 8.6 mm
Nom. Mutual capacitance	≤5.6 nF/100m (@1kHz)
Max. delay skew	45 ns/100m
Max. conductor DC resistance	145 Ω/km
Min. insulation resistance	5000 MΩ.km
Rated voltage	300 V
Velocity of propagation (%)	65 %
American Wire Gauge	24 AWG

## MECHANICAL SPECIFICATIONS

Temperature range	fixed installation	- 20°C till + 75°C
	flexible installation	- 15°C till + 60°C
Bending radius	fixed installation	8 x outer diameter
	flexible installation	10 x outer diameter

## ATTENUATION SPECIFICATIONS

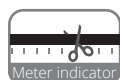

	4 Mhz	8 Mhz	10 Mhz	16 Mhz	20 Mhz	25 Mhz	31.25 Mhz	62.5 Mhz	100 Mhz
Attenuation (dB/100 m)	6	8.5	9.5	12.1	13.5	15.2	17.1	24.8	32

## AVAILABLE LENGTHS

100 m plastic reel : PCT50SF/1

# BCT50U - BCT60U CAT5E & CAT6 U/UTP NETWORKING CABLE

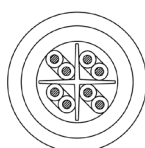
★★★★★



The BCT50U is a CAT5E networking cable featuring a Highflex™ outer jacket which is specifically designed for professional use in highly demanding applications. The conductor section of the BCT50U consists of 4 twisted pairs with stranded copper 24 AWG conductors. The combination with hard and solid inner jacket materials and soft outer jacket materials provides great flexibility with a solid touch. Even after numerous times of winding and unwinding. Supports 10Base-T, 100Base-TX and 1000Base-T gigabit networks.

The BCT60U is a CAT6 networking cable featuring a Highflex™ outer jacket which is specifically designed for professional use in highly demanding applications. The conductor section of the BCT60U consists of 4 twisted pairs with stranded copper 24 AWG conductors with a polyethylene '+' shaped separator in between. Thanks to this separator, better performance in terms of crosstalk and system noise can be achieved resulting in a higher bandwidth. The combination with hard and solid inner jacket materials and soft outer jacket materials provides great flexibility with a solid touch. Even after numerous times of winding and unwinding. Supports 10Base-T, 100Base-TX, 1000Base-T and 10GBase-T gigabit.

## CROSS SECTION



## HIGHLIGHTS

- 24 AWG thin and dense stranded conductors
- Highflex™ solid & flexible jacket

## INNER CONDUCTOR



MOBILE

STAGE

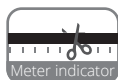
Cable model	BCT50U	BCT60U
Type of cable	U/UTP CAT5E Networking cable	U/UTP CAT6 Networking cable
Inner conductor	BC 7 x 0.2 mm (Ø) (OFC)	BC 7 x 0.2 mm (Ø) (OFC)
Inner conductor section	0.22 mm²	0.22 mm²
Insulation	HDPE 1 mm (Ø)	HDPE 1.02 mm (Ø)
Insulation color	Green / White & Green ; Blue / White & Blue ; Orange / White & Orange ; Brown / White & Brown	Green / White & Green ; Blue / White & Blue ; Orange / White & Orange ; Brown / White & Brown
Number of conductors	8 (4 pairs)	8 (4 pairs)
Separator	-	Cross web Filling (PE)
Inner jacket	Durable PVC Ø 6 mm	Durable PVC Ø 6.6 mm
Outer jacket	Black soft PVC	Flexible PVC
Outer jacket color	Black	Black
Outer jacket dimensions	Ø 7.6 mm	Ø 8.2 mm
Nom. Mutual capacitance	≤ 5.6 (nF / 100 m)	≤ 5.6 (nF / 100 m)
Max. delay skew	45 (ns / 100 m)	45 (ns / 100 m)
Max. conductor DC resistance	140 (Ω / Km)	140 (Ω / Km)
Velocity of propagation (%)	65 %	65 %
American Wire Gauge	24 AWG	24 AWG

## MECHANICAL SPECIFICATIONS

Temperature range	fixed installation	- 20°C till + 75°C
	flexible installation	- 15°C till + 60°C
Bending radius	fixed installation	10 x outer diameter
	flexible installation	12 x outer diameter

## AVAILABLE LENGTHS


100 m wooden reel : BCT50U/1  
300 m wooden reel : BCT50U/3, BCT60U/3

**BCT65S** HIGHFLEX CAT6A S/FTP CABLE

The BCT65S is a CAT6A networking cable featuring a HighFlex™ outer jacket which is specifically designed for professional use in highly demanding applications. The conductor section of the BCT65S consists of 4 pairs with solid 24 AWG conductors which are individually shielded by an aluminum foil while the entire section is surrounded by an overall braiding. Due to the double shielding, better performance in terms of crosstalk and system noise is achieved resulting in a higher bandwidth and improved immunity against noise and interference caused by external devices. The combination with hard and solid inner jacket materials and soft outer jacket materials provides great flexibility with a solid touch even after numerous times of winding and unwinding.

**Supports 10Base-T, 100Base-TX, 1000Base-T and 10GBase-T gigabit.**

**Supports Dante, Cobranet, Ethersound, HDBase-T and other AV network protocols.**

**CROSS SECTION****HIGHLIGHTS**

- **Highflex™** jacket
- 24 AWG thin and dense stranded conductors
- Ø 8.7 mm outer diameter
- Double shielding

**INNER CONDUCTOR****SHIELDING****STAGE**

Type of cable	CAT6A S/FTP Networking cable
Inner conductor	BC 7 x 0.20 mm (OFC)
Inner conductor section	0.22 mm²
Insulation	Foamed PE Ø 1.32 mm
Insulation color	Blue / Blue - White / Orange / Orange - White / Green / Green - White / Brown / Brown - White
Number of conductors	8 (4 pairs)
Shielding	Individual Al-Foil Braiding TC 10 x 12 x 0.08 mm
Shielding %	100% Al-foil / 80% braiding
Separator	Non woven foil
Inner jacket	Hard PVC
Inner jacket dimensions	Ø 7.2 mm
Outer jacket	Soft PVC
Outer jacket color	Black
Outer jacket dimensions	Ø 8.7 mm
Nom. Mutual capacitance	≤5.6 (nF/100m)
Max. delay skew	25 (ns/100m)
Max. conductor DC resistance	95 Ω/km
Rated voltage	72 V
American Wire Gauge	24 AWG

**MECHANICAL SPECIFICATIONS**

Temperature range	fixed installation	- 20°C till + 75°C
	flexible installation	- 15°C till + 60°C
Bending radius	fixed installation	10 x outer diameter
	flexible installation	12 x outer diameter

**ATTENUATION SPECIFICATIONS**

	4 Mhz	8 Mhz	10 Mhz	16 Mhz	20 Mhz	25 Mhz	31.25 Mhz	62.5 Mhz	100 Mhz	200 Mhz	250 Mhz
Attenuation (dB/100 m)	4.6	6.4	7.1	9.0	10.1	11.3	12.6	18.0	23.0	33.1	37.3

**AVAILABLE LENGTHS**

100 m wooden reel : BCT65S/1  
300 m wooden reel : BCT65S/3



**SOME PREMADE SOLUTIONS**

PRX656/50, PRX656/70, PRX656/90



# CCT50U - CCT50F CONTRACTOR CAT5E U/UTP & F/UTP NETWORKING CABLE

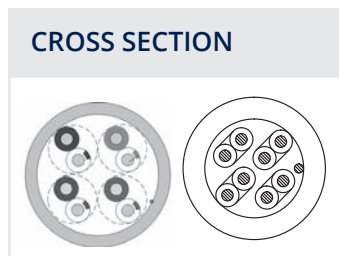
★★★★★



The CCT50 are CAT5E installation networking cables featuring a Flamoflex™ outer jacket compliant to the IEC 60332-1 standard regarding fire and flammability resistance in public installations. The Flamoflex™ material is specifically designed with installers convenience in mind, offering a smooth and durable outer jacket for easy installation and pulling.

The CCT50 cables come in two different versions, with (CCT50F) and without (CCT50U) overall foil shielding. Both conductor sections consist of 4 pair solid 24 AWG conductors guaranteeing an optimal signal transmission. The overall aluminum foil shielding with drain wire of the CCT50F offers improved immunity against noise and interference caused by external devices.

Supports 10Base-T, 100Base-TX and 1000Base-T gigabit networks.



INSTALL

## HIGHLIGHTS

- Flamoflex™ IEC 60332-1 installation jacket
- 100 MHz performance, Up to 1000Base-T
- Al-Foil overall shielding (CCT50F)

## INNER CONDUCTOR



## SHIELDING



CCT50F only

Cable model	CCT50U	CCT50F
Type of cable	CAT5 U/UTP Networking cable	CAT5 F/UTP Networking cable
Inner conductor	BC 1 x 0.5 mm	BC 1 x 0.5 mm
Inner conductor section	0.20 mm <sup>2</sup>	0.20 mm <sup>2</sup>
Insulation	HDPE	HDPE
Insulation color	Blue / Blue - White / Orange / Orange - White / Green / Green - White / Brown / Brown - White	Blue / Blue - White / Orange / Orange - White / Green / Green - White / Brown / Brown - White
Number of conductors	8 (4 pairs)	8 (4 pairs)
Shielding	-	Overall Al-foil
Shielding %	-	100%
Outer jacket	NHFR	NHFR
Outer jacket color	Black	Black
Outer jacket dimensions	Ø 4.8 mm	Ø 6 mm
Nom. Mutual capacitance	≤5.6 nF/100m (@1kHz)	≤5.6 nF/100m (@1kHz)
Max. delay skew	45 ns/100m	45 ns/100m
Max. conductor DC resistance	93.8 Ω/km	93.8 Ω/km
Min. insulation resistance	5000 MΩ.km	5000 MΩ.km
Rated voltage	300 V	300 V
Velocity of propagation (%)	69 %	65 %
American Wire Gauge	24 AWG	24 AWG

## MECHANICAL SPECIFICATIONS

Temperature range	fixed installation	- 20°C till + 75°C
Bending radius	fixed installation	8 x outer diameter

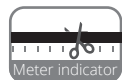
## ATTENUATION SPECIFICATIONS

Attenuation (dB/100 m)	1 Mhz	4 Mhz	8 Mhz	10 Mhz	16 Mhz	20 Mhz	25 Mhz	31.25 Mhz	62.5 Mhz	100 Mhz
CCT50U	2	4.1	5.8	6.5	8.2	9.2	10.4	11.7	17	22
CCT50F	2	4.1	5.8	6.5	8.2	9.2	10.4	11.7	17	22

## AVAILABLE LENGTHS

305 m reel in a box : CCT50U/3, CCT50F/3

# CCT60F CONTRACTOR CAT6 F/UTP NETWORKING CABLE



The CCT60F is a CAT6 installation networking cable featuring a Flamoflex™ outer jacket compliant to the IEC 60332-1 standard regarding fire and flammability resistance in public installations. The Flamoflex™ material is specifically designed with installers convenience in mind, offering a smooth and durable outer jacket for easy installation and pulling.

The conductor section of the CCT60F consists of 4 pair with stranded 23 AWG conductors with a plastic + shaped separator in between them. Thanks to this plastic separator, better performance in terms of crosstalk and system noise can be achieved resulting in a higher bandwidth. The conductor section is surrounded by an overall aluminum foil shielding with drain wire. This offers improved immunity against noise and interference caused by external devices.

Supports 10Base-T, 100Base-TX, 1000Base-T and 10GBase-T gigabit networks.

## CROSS SECTION



## INSTALL

## HIGHLIGHTS

- Flamoflex™ IEC 60332-1 installation jacket
- 250 MHz performance, Up to 10GBase-T
- Al-Foil overall shielding

## INNER CONDUCTOR



## SHIELDING



Type of cable	CAT6 F/UTP Networking cable
Inner conductor	BC 1 x 0.566 mm
Inner conductor section	0.25 mm <sup>2</sup>
Insulation	PE
Insulation color	Blue / Blue - White / Orange / Orange - White / Green / Green - White / Brown / Brown - White
Number of conductors	8 (4 pairs)
Shielding	Overall Al-foil
Shielding %	100 %
Outer jacket	NHFR
Outer jacket color	Black
Outer jacket dimensions	Ø 7.2 mm
Nom. Mutual capacitance	≤5.6 nF/100m (@1kHz)
Max. delay skew	45 ns/100m
Max. conductor DC resistance	93.8 Ω/km
Min. insulation resistance	5000 MΩ.km
Rated voltage	300 V
Velocity of propagation (%)	66 %
American Wire Gauge	23 AWG

## MECHANICAL SPECIFICATIONS

Temperature range	fixed installation	- 20°C till + 75°C
Bending radius	fixed installation	8 x outer diameter

## ATTENUATION SPECIFICATIONS

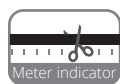
	4 Mhz	8 Mhz	10 Mhz	16 Mhz	20 Mhz	25 Mhz
Attenuation (dB/100 m)	3.8	5.3	6	7.6	8.5	9.5
	31.25 Mhz	62.5 Mhz	100 MHz	150 MHz	200 MHz	250 Mhz
	10.7	15.4	19.8	24.7	29	32.8

## AVAILABLE LENGTHS

305 m reel in a box : CCT60F/3



# CCT70S CONTRACTOR CAT7 S/FTP NETWORKING CABLE

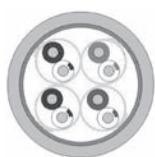


The CCT70S is a CAT7 installation networking cable featuring a Flamoflex™ outer jacket compliant to the IEC 60332-1 standard regarding fire and flammability resistance in public installations. The Flamoflex™ material is specifically designed with installers convenience in mind, offering a smooth and durable outer jacket for easy installation and pulling.

The conductor section of the CCT70S consists of 4 pairs with stranded 23 AWG conductors which are individually shielded by an aluminum foil while the entire section is surrounded by an overall braiding. Due to the double shielding, better performance in terms of crosstalk and system noise is achieved resulting in a higher bandwidth and improved immunity against noise and interference caused by external devices.

Supports 10Base-T, 100Base-TX and 1000Base-T gigabit networks.

## CROSS SECTION



## HIGHLIGHTS

- Flamoflex™ IEC 60332-1 installation jacket
- 600 MHz performance, Up to 10GBase-T
- Al-foil individual & braided overall shielding

## INNER CONDUCTOR



SOLID OXYGEN FREE  
COPPER

## SHIELDING



TINNED COPPER  
BRAIDING



ALUMINUM  
FOIL

## INSTALL

Type of cable	CAT7 S/FTP Networking cable
Inner conductor	BC 1 x 0.566 mm
Inner conductor section	0.25 mm <sup>2</sup>
Insulation	Foam PE
Insulation color	Blue / Blue - White / Orange / Orange - White / Green / Green - White / Brown / Brown - White
Number of conductors	8 (4 pairs)
Shielding	Overall Al-foil Overall tinned copper braid
Shielding %	100 % Al-foil / 40 % braiding
Outer jacket	NHFR
Outer jacket color	Black
Outer jacket dimensions	Ø 7.1 mm
Nom. Mutual capacitance	≤5.6 nF/100m (@1kHz)
Max. delay skew	25 ns/100m
Max. conductor DC resistance	95 Ω/km
Min. insulation resistance	5000 MΩ.km
Rated voltage	300 V
Velocity of propagation (%)	74 %
American Wire Gauge	23 AWG

## MECHANICAL SPECIFICATIONS

Temperature range	fixed installation	- 20°C till + 75°C
Bending radius	fixed installation	8 x outer diameter

## ATTENUATION SPECIFICATIONS

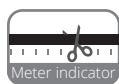

	4 Mhz	8 Mhz	10 Mhz	16 Mhz	20 Mhz	25 Mhz	31.25 Mhz
Attenuation (dB/100 m)	3.74	5.24	5.86	7.41	8.29	9.29	10.41
	62.5 Mhz	100 MHz	150 MHz	200 MHz	250 Mhz	300 Mhz	600 Mhz
	14.88	19.02	23.56	27.47	30.97	34.19	50.1

## AVAILABLE LENGTHS

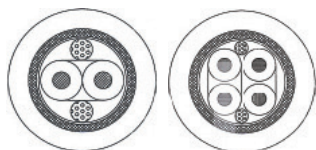
305 m reel in a box : CCT70S/3

# PMX222 - PMX422 HIGHFLEX DMX-AES & DMX-512 CABLE

★★★★★



## CROSS SECTION



MOBILE

RENTAL

STAGE

## HIGHLIGHTS

- Highflex™ jacket
- 110Ω Digital signal cable
- DMX-AES (PMX222) & DMX-512 (PMX422)
- Double shielding

## INNER CONDUCTOR



## SHIELDING



Cable model	PMX222	PMX422
Inner conductor	TC 17 x 0.16 mm	TC 17 x 0.16 mm
Inner conductor section	0.342 mm <sup>2</sup>	0.342 mm <sup>2</sup>
Insulation	Foamed PE Ø1.6 mm	Foamed PE Ø1.6 mm
Insulation color	Red / White	Red / White / Yellow / Black
Number of conductors	2	4
Shielding	TC 16 x 8 x 0.1 mm - braiding Aluminium foil	TC 16 x 8 x 0.1 mm - braiding Aluminium foil
Filling	Cotton	Cotton
Outer jacket	Flexible PVC	Highly Flexible PVC
Outer jacket color	Dark grey	Dark grey
Outer jacket dimensions	Ø 6.5 mm	Ø 6.8 mm
Impedance	110 Ohm	110 Ohm
American Wire Gauge	22 AWG	22 AWG

## MECHANICAL SPECIFICATIONS


Temperature range	fixed installation	- 40°C till + 80°C
	flexible installation	- 25°C till + 70°C
Bending radius	fixed installation	6 x outer diameter
	flexible installation	8 x outer diameter

## AVAILABLE LENGTHS

100 m plastic reel : PMX222/1, PMX422/1  
 300 m plastic reel : PMX222/3, PMX422/3

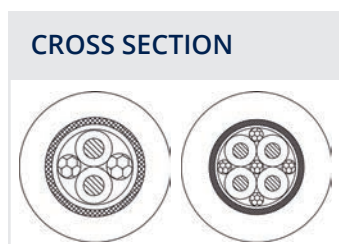
# DMX30 - DMX50 DMX-AES & DMX-512 CABLE

★★★★★



The DMX30 and DMX50 cables are designed for digital signal transmission according to the DMX and AES-EBU standards. These are the most important standards for professional on stage and broadcast use in the field of audio and video, requiring balanced cable connections with a characteristic impedance of 110 Ohm.

The DMX30 is a cable for digital signal transmission with a characteristic impedance of 110 Ohm, consisting of two conductors with a section of 0.23 mm<sup>2</sup>, while the DMX50 cable consists of four conductors with a section of 0.12 mm<sup>2</sup>. They are both surrounded with an Aluminum foil and braiding, ensuring the best shielding of the cable, resulting in an excellent protection against interference of all kinds of electromagnetic fields, produced by dimmers, electric motors, power cables and many other electromagnetic interference sources.



### HIGHLIGHTS

- Flexible PVC jacket
- 110Ω Digital signal cable
- DMX-AES (DMX30) & DMX-512 (DMX50)
- Double shielding

### INNER CONDUCTOR

STRANDED OXYGEN FREE  
**COPPER**

STRANDED TINNED  
**COPPER**  
DMX50 only

### SHIELDING

**BARE COPPER  
BRAIDING**

**TINNED COPPER  
BRAIDING**

**ALUMINUM  
FOIL**

- INSTALL
- MOBILE
- STAGE
- RACK

Cable model	DMX30	DMX50
Inner conductor	BC 20 x 0.12 mm	TC 10 x 0.12 mm
Inner conductor section	0.23 mm <sup>2</sup>	0.12 mm <sup>2</sup>
Insulation	Foamed PE Ø 1.6 mm	PE Ø 1.56 mm
Insulation color	Red / White	Black / Red / White / Yellow
Number of conductors	2	4
Conductor twisting	Yes	Yes
Shielding	BC 16 x 4 x 0.12 mm - braiding Aluminium foil	TC 16 x 6 x 0.12 mm - braiding Aluminium foil
Shielding %	100 %	100 %
Filling	Cotton yarn	Cotton yarn
Outer jacket	Flexible PVC	Flexible PVC
Outer jacket color	Black	Black
Outer jacket dimensions	Ø 6.0 mm	Ø 6.5 mm
Impedance	110 Ohm	110 Ohm
American Wire Gauge	24 AWG	26 AWG

## MECHANICAL SPECIFICATIONS

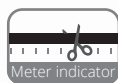
Temperature range	fixed installation	- 40°C till + 80°C
	flexible installation	- 25°C till + 70°C
Bending radius	fixed installation	8 x outer diameter
	flexible installation	10 x outer diameter

## ATTENUATION SPECIFICATIONS

Attenuation (dB/100 m)	5 Mhz	10 Mhz	25 Mhz	50 Mhz	75 Mhz	100 Mhz
DMX30	8.80	13.97	17.19	31.499	39.88	50.49
DMX50	7.20	9.60	14.90	22.30	30.40	40.00

## AVAILABLE LENGTHS

100 m plastic reel : DMX30/1, DMX50/1

**CMX222** CONTRACTOR DMX-AES CABLE**CROSS SECTION****INSTALL**

The CMX222 is an 110 Ohm DMX-AES Digital signal cable featuring a Flamoflex™ outer jacket compliant to the IEC 60332-1 standard regarding fire and flammability resistance in public installations. The Flamoflex™ material is specifically designed with installers convenience in mind, offering a smooth and durable outer jacket for easy installation and pulling.

Its 22 AWG (0.34mm²) tinned copper conductor section is surrounded by a double shielding consisting of an aluminum foil and high coverage tinned copper braiding. This ensures an optimal signal transmission with high immunity to noise and interference caused by external devices.

**HIGHLIGHTS**

- Flamoflex™ IEC 60332-1 installation jacket
- 110Ω Digital signal cable (DMX-AES)
- Double shielding

**INNER CONDUCTOR****SHIELDING**

Type of cable	110 Ω DMX-AES
Inner conductor	TC 17 x 0.16 mm
Inner conductor section	0.342 mm²
Insulation	Foamed PE Ø 2.0 mm
Insulation color	Red / White
Number of conductors	2
Shielding	Al-Mylar TC 16 x 8 x 0,1 mm - braiding
Outer jacket	NHFR
Outer jacket color	Black
Outer jacket dimensions	Ø 5.5 mm
Characteristic impedance	110 Ohm
Lead resistance - 100 m	5,94 Ohm
Dielectric strength	1.5 kV - 1 min
Impedance	110 Ohm
American Wire Gauge	22 AWG


**MECHANICAL SPECIFICATIONS**

Temperature range	fixed installation	- 20°C till + 70°C
	flexible installation	- 15°C till + 60°C
Bending radius	fixed installation	8 x outer diameter
	flexible installation	10 x outer diameter

**AVAILABLE LENGTHS**

100 m plastic reel : CMX222/1

# Digital connectors



**KEYSTONE**  
CONNECTORS



## VCK450

HDMI A FEMALE TO HDMI A FEMALE - PIGTAIL

★★★★★

Code	Color
VCK450/B	Black
VCK450/W	White

**KEYSTONE**  
CONNECTORS



## VCK452

HDMI A FEMALE TO HDMI A FEMALE

★★★★★

Code	Color
VCK452/B	Black
VCK452/W	White

**KEYSTONE**  
CONNECTORS



## VCK510

CAT6 RJ45 TO RJ45 - METAL SHIELDED

★★★★★

Code	Color
VCK510/B	Black
VCK510/W	White

**KEYSTONE**  
CONNECTORS



## VCK620

USB 2.0 A TO USB 2.0 B - REVERSIBLE

★★★★★

Code	Color
VCK620/B	Black
VCK620/W	White

**KEYSTONE**  
CONNECTORS



## VCK622

USB 2.0 A TO USB 2.0 A

★★★★★

Code	Color
VCK622/B	Black
VCK622/W	White

**KEYSTONE**  
CONNECTORS



## VCK625

USB 2.0 A TO 4-PIN TERMINAL BLOCK

★★★★★

Code	Color
VCK625/B	Black
VCK625/W	White





## VCK630

USB 3.0 A TO USB 3.0 B - REVERSIBLE

★★★★★

Code	Color
VCK630/B	Black
VCK630/W	White



## VCK526/S

KEYSTONE CAT6 SHIELDED JACK  
IDC TERMINATION 180°

★★★★★



## VCK526/U

KEYSTONE CAT6 UNSHIELDED JACK  
IDC TERMINATION 180°

★★★★★



## VCK526A/S

KEYSTONE CAT6A SHIELDED JACK  
IDC TERMINATION 180°

★★★★★



## VCR526A/S

CAT6A SHIELDED TOOLLESS RJ45  
MODULAR PLUG

★★★★★



## VCR526A/U

CAT6A UNSHIELDED TOOLLESS RJ45  
MODULAR PLUG


★★★★★



# Power bulk



## PC3G H05VV-F POWER CABLE



The PC3G15 and PC3G25 are high-quality standard H05VV-F power cables for indoor and outdoor, fixed or mobile use. The cables are made of 3 PVC insulated conductors with a diameter of 3 mm each (PC3G15) or 3.5 mm each (PC3G25). These cables can be used in damp environments.

Packed in a highly flexible PVC outer jacket of 8 mm resp. 9 mm, this offers you a cable that can be used in a wide variety of applications.

### CROSS SECTION



### HIGHLIGHTS

- Flexible PVC jacket
- Stranded conductors
- H05VV-F

### INNER CONDUCTOR



MOBILE

Cable model	PC3G15	PC3G25
Type of cable	3G1.5 PVC power cable	3G2.5 PVC power cable
Inner conductor	BC 48 x 0.2 mm	BC 48 x 0.254 mm
Inner conductor section	1.5 mm <sup>2</sup>	2.5 mm <sup>2</sup>
Insulation	PVC Ø 3.0 mm	PVC Ø 3.5 mm
Insulation color	Blue / Brown / Yellow & Green	Blue / Brown / Yellow & Green
Number of conductors	3	3
Outer jacket	Flexible PVC	Flexible PVC
Outer jacket color	Black	Black
Outer jacket dimensions	Ø 8.0 mm	Ø 9.0 mm
Lead resistance - 100 m	1.20 Ohm	0.66 Ohm
Max. operation voltage	300 Volt	300 Volt
Max. current	16 Amp	20 Amp

### MECHANICAL SPECIFICATIONS


PC3G1.5	Temperature range	fixed installation	- 40°C till + 80°C
		flexible installation	- 25°C till + 60°C
	Bending radius	fixed installation	8 x outer diameter
		flexible installation	10 x outer diameter
PC3G2.5	Temperature range	fixed installation	- 40°C till + 80°C
		flexible installation	- 25°C till + 60°C
	Bending radius	fixed installation	6 x outer diameter
		flexible installation	8 x outer diameter

### AVAILABLE LENGTHS

100 m aircoil : PC3G15/1, PC3G25/1



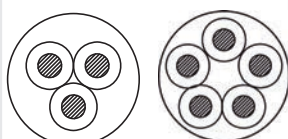
# H07RN-F H07RN-F POWER CABLE



The H07RN-F3G2.5 and H07RN-F5G2.5 are high-quality standard H07RN-F power cables for indoor and outdoor, fixed or mobile use. The cables are made of 3 (H07RN-F3...) or 5 (H07RN-F5...) soft Neoprene insulated conductors with a diameter of 3.5 mm. Packed in a highly flexible Neoprene outer jacket of respectively 11 mm and 14 mm.

These cables are resistant to flame, acids, and oil penetration. They can work in all weather and ambient conditions. This offers you a cable that can be used in a wide variety of applications.

## CROSS SECTION



## HIGHLIGHTS

- Flexible Neoprene outer jacket
- Stranded conductors
- Suitable for extreme in & outdoor use

## INNER CONDUCTOR



MOBILE

RENTAL

STAGE

Cable model	H07RN-F3G2.5	H07RN-F5G2.5
Type of cable	3G2.5 Neoprene power cable	5G2.5 Neoprene power cable
Inner conductor	BC 48 x 0.254 mm	BC 48 x 0.254 mm
Inner conductor section	2.5 mm <sup>2</sup>	2.5 mm <sup>2</sup>
Insulation	PVC Ø 3.5 mm	PVC Ø 3.5 mm
Insulation color	Blue / Brown / Yellow & Green	Blue / Brown / Black / Red / Yellow & Green
Number of conductors	3	5
Outer jacket	Neoprene	Neoprene
Outer jacket color	Black	Black
Outer jacket dimensions	Ø 11.0 mm	Ø 14.0 mm
Lead resistance - 100 m	0.66 Ohm	0.66 Ohm
Max. operation voltage	450 Volt	450 Volt
Max. current	20 Amp	20 Amp
American Wire Gauge	13 AWG	13 AWG


## MECHANICAL SPECIFICATIONS

Temperature range	fixed installation	- 40°C till + 80°C
	flexible installation	- 25°C till + 60°C
Bending radius	fixed installation	6 x outer diameter
	flexible installation	8 x outer diameter

## AVAILABLE LENGTHS

100 m aircoil : H07RN-F3G2.5/1, H07RN-F5G2.5/1

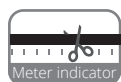
## PAC131 BALANCED SIGNAL AND POWER CABLE



The PAC131 cable combines one balanced signal pair (2 x 0.35 mm<sup>2</sup>) shielded by an Aluminum foil, with a 2G2 (2 mm<sup>2</sup>) power section. The twisting of the signal conductors in combination with the Aluminum foil shielding ensure a high immunity against interference and noise caused by external devices, while the flexible PVC outer jacket with an outer diameter of 7.4 mm ensures a user-friendly experience for mobile and fixed installations.

Some specific applications for this kind of cable are transferring both serial data and power from control units such as system or wall panel controllers to automation systems, LED display systems, etc.

This cable is optimized for low voltage applications (24V, 48V...) and not designed for 230V use.



CROSS SECTION	HIGHLIGHTS	INNER CONDUCTOR	SHIELDING
	<ul style="list-style-type: none"> <li>Flexible PVC jacket</li> <li>2G2 (14 AWG) Power section</li> <li>22 AWG balanced signal section</li> <li>Al-foil shielding</li> </ul>	STRANDED OXYGEN FREE COPPER STRANDED TINNED COPPER	ALUMINUM FOIL TINNED COPPER DRAIN WIRE

INSTALL
MOBILE
STAGE

Type of cable	Power & signal cable
Filling	Cotton yarn
Separator	Cotton paper
Outer jacket	Flexible PVC
Outer jacket color	Black
Outer dimensions	Ø 7.4 mm

Power section	
Inner conductor	BC 7 x 36 x 0.10 mm (oxygen free copper)
Inner conductor section	2.0 mm <sup>2</sup> (14 AWG)
Insulation	PE Ø 2.4 mm
Number of conductors	2

### MECHANICAL SPECIFICATIONS

Temperature range	fixed installation	- 40°C till + 80°C
	flexible installation	- 25°C till + 60°C
Bending radius	fixed installation	8 x outer diameter
	flexible installation	10 x outer diameter

### AVAILABLE LENGTHS

100 m plastic reel : PAC131/1  
500 m wooden reel : PAC131/5

Signal section	
Type of cable	Balanced signal cable
Inner conductor	TC 29/0.12 (oxygen free copper)
Inner conductor section	0.35 mm <sup>2</sup> (22 AWG)
Insulation	HDPE Ø 1.2 mm
Number of conductors	2
Conductor twisting	Yes
Drain	TC 11/0.2 (oxygen free copper)
Shielding	Aluminium foil



# PAC50 BALANCED SIGNAL AND 3G1,0 POWER CABLE



The PAC50 is a high-quality signal and power cable in one jacket designed to fulfill all demands when using active loudspeakers. It consists of a power cable and a balanced signal cable. A PVC outer jacket protects each inner cable against abrasion. The CE-approved inner power cable contains 3 conductors with a section of 1 mm<sup>2</sup>, protected by a PVC jacket with an outer diameter of 7 mm. The signal section is balanced and contains two twisted inner conductors with an excellent shielding to prevent any influence of hum, noise, radio interference and magnetic fields. The signal section is also protected by a PVC outer jacket with an outer diameter of 3.5 mm.

The PAC50 cable finds its application in mobile systems where power and signal are desired to be combined in one cable (active speaker systems).

CROSS SECTION	HIGHLIGHTS	INNER CONDUCTOR	SHIELDING
	<ul style="list-style-type: none"> <li>Flexible PVC jacket</li> <li>2G2 (14 AWG) Power section</li> <li>22 AWG balanced signal section</li> <li>Al-foil shielding</li> </ul>		
INSTALL	Type of cable		
MOBILE	Filling		
STAGE	Separator		
	Outer jacket		
	Outer jacket color		
	Outer dimensions		

Power cable	
Inner conductor	BC 58 x 0.15 mm
Inner conductor section	1.0 mm <sup>2</sup>
Insulation	PVC Ø 2.3 mm
Insulation color	Blue / Brown / Yellow & Green
Number of conductors	3
Inner jacket	Flexible PVC
Inner jacket color	Grey
Inner jacket dimensions	Ø 6.5 mm
Lead resistance - 100 m	1.35 Ohm
Max. operation voltage	300 Volt
Max. current	10 Amp
American Wire Gauge	18 AWG

## MECHANICAL SPECIFICATIONS

Temperature range	fixed installation	- 40°C till + 80°C
	flexible installation	- 25°C till + 70°C
Bending radius	fixed installation	8 x outer diameter
	flexible installation	10 x outer diameter

## AVAILABLE LENGTHS

100 m plastic reel : PAC50/1

Audio cable	
Type of cable	Balanced signal cable
Inner conductor	2 x BC 7 x 0.15 mm
Inner conductor section	0.125 mm <sup>2</sup>
Insulation	LDPE Ø 1.0 mm
Insulation color	Red / White
Number of conductors	2
Conductor twisting	Yes
Shielding	BC 32 x 0.12 mm - spiral
Filling	None
Separator	None
Inner jacket	Flexible PVC
Inner jacket color	Grey
Inner jacket dimensions	Ø 3.5 mm
Lead resistance - 100 m	13.75 Ohm
Cable crosstalk - 100 m	Min 73.3 dB
Cap. lead to lead - meter @ 1 kHz	54 pF
Cap. lead to shielding - meter @ 1 kHz	98 pF
Velocity of propagation (%)	69.59 %
American Wire Gauge	26 AWG

## PAC55 DOUBLE BALANCED SIGNAL AND 3G1,5 POWER CABLE



The PAC55 is a high-quality stereo (two channel) balanced signal and power cable in one jacket. This kind of cable is designed to fulfill all demands when using active loudspeakers. A general outer jacket with an outer diameter of 17 mm made of flexible PVC protects each inner cable against abrasion. The inner power cable contains 3 conductors with a section of 1.5 mm<sup>2</sup>, protected by a PVC jacket with an outer diameter of 8 mm. The signal section is stereo balanced and contains two times two twisted inner conductors of 0.125 mm<sup>2</sup> with an excellent shielding to prevent any influence of hum, noise, radio interference and magnetic fields. The signal section is also protected by an outer jacket of PVC with an outer diameter of 4 x 8 mm.

The PAC55 cable finds its application in mobile systems where power and a stereo balanced signal are desired to be combined in one cable (active speaker systems).

### CROSS SECTION



### HIGHLIGHTS

- 3G1,5 (15 AWG) Power section
- Double 26 AWG balanced signal section
- Spiral shielding
- Individual jacketed pairs

### INNER CONDUCTOR



### SHIELDING



INSTALL

MOBILE

STAGE

Type of cable	Power & stereo signal cable
Filling	Cotton yarn
Separator	Cotton paper
Outer jacket	Flexible PVC
Outer jacket color	Black
Outer dimensions	Ø 17 mm

Power cable	
Inner conductor	BC 30 x 0.25 mm
Inner conductor section	1.5 mm <sup>2</sup>
Insulation	PVC Ø 3.0 mm
Insulation color	Blue / Brown / Yellow & Green
Number of conductors	3
Inner jacket	Flexible PVC
Inner jacket color	Black
Inner jacket dimensions	Ø 8 mm
Lead resistance - 100 m	1.20 Ohm
Max. operation voltage	300 Volt
Max. current	16 Amp
American Wire Gauge	15 AWG

### MECHANICAL SPECIFICATIONS

Temperature range	fixed installation	- 40°C till + 80°C
	flexible installation	- 25°C till + 70°C
Bending radius	fixed installation	8 x outer diameter
	flexible installation	10 x outer diameter

Audio cable	
Type of cable	Balanced stereo signal cable
Inner conductor	2 x TC 14 x 0.12 mm
Inner conductor section	0.16 mm <sup>2</sup>
Insulation	LDPE Ø 1.0 mm
Insulation color	Red / White + Blue / White
Number of conductors	2 x 2
Conductor twisting	Yes
Shielding	BC 32 x 0.12 mm - spiral
Filling	None
Separator	None
Inner jacket	Flexible PVC
Inner jacket color	Black
Inner jacket dimensions	Ø 4 mm * 2
Lead resistance - 100 m	10.6 Ohm
Cable crosstalk - 100 m	Min 73.3 dB
Cap. lead to lead - meter @ 1 kHz	54 pF
Cap. lead to shielding - meter @ 1 kHz	98 pF
American Wire Gauge	25 AWG

### AVAILABLE LENGTHS

100 m plastic reel : PAC55/1





# PAC60 DMX-AES AND 3G2,5 POWER CABLE



The PAC60 is a high-quality DMX-AES and power cable in one jacket. A general outer jacket with an outer diameter of 17 mm made of flexible PVC protects each inner cable against abrasion. The CE - VDE approved inner power cable contains 3 conductors with a section of 2.5 mm<sup>2</sup>, protected by a PVC jacket with an outer diameter of 9 mm. The signal section is DMX-AES 110 Ohm balanced and contains two twisted inner conductors of 0.11 mm<sup>2</sup> with an excellent shielding to prevent any influence of hum, noise, radio interference and magnetic fields. The signal section is also protected by an outer jacket of PVC with an outer diameter of 5 mm.

The PAC60 cable finds its application in mobile and fixed installation systems where power and DMX-AES signal are desired to be combined in one cable.

110Ω

Impedance

## CROSS SECTION



## HIGHLIGHTS

- 3G2,5 (13 AWG) Power section
- 24 AWG 110Ω Digital signal section
- Braided shielding
- Individual jacketed pairs

## INNER CONDUCTOR



## SHIELDING



INSTALL

MOBILE

STAGE

Type of cable	Power & DMX-AES 110 Ohm cable
Filling	Cotton yarn
Separator	Cotton paper
Outer jacket	Flexible PVC
Outer jacket color	Black
Outer dimensions	Ø 17 mm

Power cable	
Inner conductor	BC 50 x 0.25 mm
Inner conductor section	2.5 mm <sup>2</sup>
Insulation	PVC Ø 3.4 mm
Insulation color	Blue / Brown / Yellow & Green
Number of conductors	3
Inner jacket	Flexible PVC
Inner jacket color	Black
Inner jacket dimensions	Ø 9 mm
Lead resistance - 100 m	0.66 Ohm
Max. operation voltage	300 Volt
Max. current	20 Amp
American Wire Gauge	13 AWG

## MECHANICAL SPECIFICATIONS

Temperature range	fixed installation	- 40°C till + 80°C
	flexible installation	- 25°C till + 70°C
Bending radius	fixed installation	8 x outer diameter
	flexible installation	10 x outer diameter

## AVAILABLE LENGTHS

100 m plastic reel : PAC60/1

Data cable	
Inner conductor	2 x BC 10 x 0.12 mm
Inner conductor section	0.11 mm <sup>2</sup>
Insulation	LDPE Ø 1.4 mm
Insulation color	Red / White
Number of conductors	2
Conductor twisting	Yes
Shielding	BC 16 x 6 x 0.12 mm - braiding
Filling	None
Separator	None
Inner jacket	Flexible PVC
Inner jacket color	Black
Inner jacket dimensions	Ø 5 mm
Impedance	110 Ohm
American Wire Gauge	24 AWG

## PAC62 DOUBLE DMX-AES AND 3G2,5 POWER CABLE



110Ω

Impedance

The PAC62 is a high-quality dual channel DMX-AES and power cable in one jacket. A flexible PVC outer jacket with an outer diameter of 17 mm protects each inner cable against abrasion. The inner CE - VDE approved power cable contains 3 conductors with a section of 2.5 mm<sup>2</sup>, protected by a PVC jacket with an outer diameter of 9 mm. The signal section consists of two separate DMX-AES channels, each built-up from two highly shielded twisted inner conductors to prevent any influence of hum, noise, radio interference and magnetic fields. The signal section is also protected by a PVC outer jacket.

The PAC62 cable is used in mobile and fixed installation systems where power and DMX-AES signal are desired to be combined in one cable. The second DMX-AES channel can be used as a second or spare line.

### CROSS SECTION



### HIGHLIGHTS

- 3G2,5 (13 AWG) Power section
- Double 24 AWG 110Ω Digital signal section
- Braided shielding
- Individual jacketed pairs

### INNER CONDUCTOR



### SHIELDING



INSTALL

MOBILE

STAGE

Type of cable	Power & 2 x DMX-AES 110 Ohm cable
Filling	Cotton yarn
Separator	Cotton paper
Outer jacket	Flexible PVC
Outer jacket color	Black
Outer dimensions	Ø 18 mm

Power cable	
Inner conductor	BC 50 x 0.25 mm
Inner conductor section	2.5 mm <sup>2</sup>
Insulation	PVC Ø 3.4 mm
Insulation color	Blue / Brown / Yellow & Green
Number of conductors	3
Inner jacket	Flexible PVC
Inner jacket color	Black
Inner jacket dimensions	Ø 9 mm
Lead resistance - 100 m	0.66 Ohm
Max. operation voltage	300 Volt
Max. current	20 Amp
American Wire Gauge	13 AWG

Data cable	
Type of cable	2 x DMX-AES 110 Ohm cable
Inner conductor	2 x BC 10 x 0.12 mm
Inner conductor section	0.11 mm <sup>2</sup>
Insulation	LDPE Ø 1.3 mm
Insulation color	Red / White + Blue / White
Number of conductors	2 x 2
Conductor twisting	Yes
Shielding	TC 16 x 6 x 0.12 mm - braiding
Filling	None
Separator	None
Inner jacket	Flexible PVC
Inner jacket color	Black
Inner jacket dimensions	Ø 5 mm * 2
Lead resistance - 100 m	110 Ohm
American Wire Gauge	17 AWG

### MECHANICAL SPECIFICATIONS

Temperature range	fixed installation	- 40°C till + 80°C
	flexible installation	- 25°C till + 70°C
Bending radius	fixed installation	8 x outer diameter
	flexible installation	10 x outer diameter

### AVAILABLE LENGTHS

100 m plastic reel : PAC62/1

# Accessories & Merchandising





## VCD10 D-SIZE BLIND PLATE ★★★★★

Code	Packaging
VCD10	Plastic bag - 10 pcs
VCD10-P	100 pack

### SAME CONNECTIVITY

D-size plate only available in Procab Basic series.



## VCD15 D-SIZE RCA/CINCH FEMALE ★★★★★

Code	Packaging
VCD15	Plastic bag
VCD15-P	25 pack

### SAME CONNECTIVITY

D-size plate only available in Procab Basic series.



## VCD20 D-SIZE 5-PIN DIN FEMALE ★★★★★

Code	Packaging
VCD20	Plastic bag
VCD20-P	25 pack

### SAME CONNECTIVITY

D-size plate only available in Procab Basic series.



## VCD30 D-SIZE BNC DOUBLE FEMALE ★★★★★

Code	Packaging
VCD30	Plastic bag
VCD30-P	25 pack

### SAME CONNECTIVITY

D-size plate only available in Procab Basic series.

KEYSTONE  
CONNECTORS



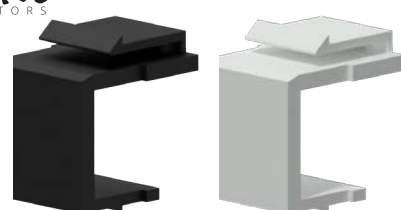
## VDK10 D-SIZE KEYSTONE ADAPTER ★★★★★

Code	Color
VDK10/W	White
VDK10/B	Black

### SAME CONNECTIVITY

D-size plate only available in Procab Basic series.

KEYSTONE  
CONNECTORS




## VCK10 KEYSTONE BLIND PLATE ★★★★★

Code	Color
VCK10/W	White
VCK10/B	Black

### SAME CONNECTIVITY

D-size plate only available in Procab Basic series.



**VCD60**  
D-SIZE RCA/CINCH FEMALE

★★★★★

Code	Packaging
VCD60	Plastic bag
VCD60-P	25 pack

**SAME CONNECTIVITY**

D-size plate only available in Procab Basic series.




**VCD70**  
D-SIZE BNC DOUBLE FEMALE FOR 75 OHM

★★★★★

Code	Packaging
VCD70	Plastic bag
VCD70-P	25 pack

**SAME CONNECTIVITY**

D-size plate only available in Procab Basic series.



**VCD72**  
D-SIZE BNC FEMALE FOR 75 OHM

★★★★★

Code	Packaging
VCD72	Plastic bag
VCD72-P	25 pack

**SAME CONNECTIVITY**

D-size plate only available in Procab Basic series.

## CP45 CONNECTION PLATES

Premium quality connection plates are available in 45 x 45 mm. All models are available in black (/B) and white (/W).



CP45 RCA




CP45 BNC



CP45 XLM



CP45 VGA



Screw Connection



CP45 SPE



CP45 XLF




CP45 HDM




Rear view

HDMI adapter plate.  
Includes Procab BSP602  
for HDMI connections.



CP45 ARJ



CP45 DSZ

D-Size Hole



CP45 KS2



Powered by


## AVAILABLE COVERFRAMES FOR 45 X 45 MM WALLPANELS



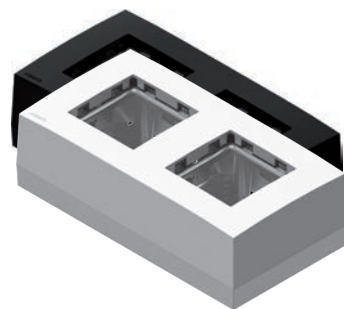
CF45D - 2 unit



CF45S - 1 unit



WB45S



WB45D

	Connector	Dimensions CP45	Built-in depth	Colors
RCA	2 x RCA	45 x 45 x 25 mm	45 mm	Black (/B) and white (/W)
BNC	1 x BNC	45 x 45 x 25 mm	45 mm	Black (/B) and white (/W)
XLM	1 x D-size XLR male	45 x 45 x 25 mm	45 mm	Black (/B) and white (/W)
VGA	1 x sub D 15	45 x 45 x 25 mm	45 mm	Black (/B) and white (/W)
SPE	1 x D-size speaker	45 x 45 x 25 mm	45 mm	Black (/B) and white (/W)
XLf	1 x D-size XLR female	45 x 45 x 25 mm	45 mm	Black (/B) and white (/W)
HDMI	1 x HDMI with fixscrews	45 x 45 x 25 mm	45 mm	Black (/B) and white (/W)
ARJ	1 x RJ45	45 x 45 x 25 mm	45 mm	Black (/B) and white (/W)
DSZ	D-size hole	45 x 45 x 25 mm	45 mm	Black (/B) and white (/W)
KS2	2 Keystone adapters	45 x 45 x 25 mm	45 mm	Black (/B) and white (/W)



### CB3VGA

3 X RCA/CINCH FEMALE & SVGA



Code	Msp	Color
CB3VGA/G	10	Grey
CB3VGA/B	10	Black

## DIMENSIONS

Coverplate : 190 x 110 mm  
 Cut out : 175 x 95 mm  
 Depth : 52 mm  
 Required built-in depth : 45 mm

Procab multi stageblocks are made of solid metal. In the audio recording and entertainment fields, the stageblocks with 16 or 24 XLR connectors are common but Procab also offers smaller versions with 8 or 12 XLR connectors and also the one bigger version with 40 XLR connectors. Every stage block comes supplied with the necessary connectors and a fitted bag. When you have to go "long-distance" to a stage with a lot of cables, don't hesitate to use the Procab multi stageblocks!



## MSB108.0

### CONNECTIVITY

8 x XLR female

### DIMENSIONS

10 (W) x 7.5 (H) x 39 (D) cm



## MSB112.0

### CONNECTIVITY

12 x XLR female

### DIMENSIONS

18 (W) x 8.5 (H) x 27 (L) cm



## MSB112.4

### CONNECTIVITY

12 x XLR female  
4 x XLR male

### DIMENSIONS

18 (W) x 8.5 (H) x 33 (L) cm



## MSB116.8

### CONNECTIVITY

16 x XLR female  
8 x XLR male

### DIMENSIONS

18 (W) x 8.5 (H) x 39 (D) cm



## MSB120.4

### CONNECTIVITY

20 x XLR female  
4 x XLR male

### DIMENSIONS

18 (W) x 8.5 (H) x 39 (D) cm



## MSB28.4

### CONNECTIVITY

28 x XLR female  
4 x XLR male

### DIMENSIONS

18 (W) x 8.5 (H) x 39 (D) cm



## MSB32.8

### CONNECTIVITY

32 x XLR female  
8 x XLR male

### DIMENSIONS

18 (W) x 8.5 (H) x 50 (D) cm

These stageblocks are also available as premade products with 10 m of audio cable.



## CDM132 - CMD152



The CDM132 and CMD152 are high-quality cable reels, featuring a steel tubular frame with a solid and strong drum constructed of high-quality and impact resistant materials. Other present features such as the ergonomic grip, front flange with practical cable holder and blocking brake, makes it a practical tool for carrying any cable to any event or production!

The CDM132 offers a capacity up to 90 meters of standard microphone (~ Ø 6.5 mm) and up to 46 meters of speaker cable (~ Ø 9.0 mm).

The CMD152 offers a capacity up to 130 meters of standard microphone (~ Ø 6.5 mm) and up to 65 meters of speaker cable (~ Ø 9.0 mm).

Code	Diameter
CDM132	240 mm
CMD152	285 mm



## CDM235

The CDM235 is a cable reel designed for intensive and professional use constructed using lightweight, extremely strong and impact resistant materials. The frame construction is made of polycarbonate (PC) materials while the drum is made of impact resistant polyethylene (PE). The lightweight construction in combination with the ergonomic grip allows easy carriage for mobile applications. The front side is fitted with an external cable winder allowing easy and clean winding of a patch tail. Holes for fixation of all international types of power plugs are available on the center plate. The drum dimension of Ø 235 mm allows winding of a standard microphone cable (Ø6.5mm) up to 75 meters.



## CDM310

The CDM310 is a cable reel designed for intensive and professional use constructed using lightweight, extremely strong and impact resistant materials. The frame construction is made of polycarbonate (PC) materials while the drum is made by impact resistant polyethylene (PE). The lightweight construction in combination with the ergonomic grip allows easy carriage for mobile applications. The front side is fitted with an external cable winder allowing easy and clean winding of a patch tail, which can be replaced by a variation of optional center plates with different connector cutouts (depending of the application). The drum dimension of Ø 312 mm allows winding of a standard microphone cable (Ø6.5mm) up to 140 meters.



## CDM380

The CDM380 is a cable reel designed for intensive and professional use constructed using lightweight, extremely strong and impact resistant materials. The frame construction is made of polycarbonate (PC) materials while the drum is made of impact resistant polyethylene (PE). The lightweight construction in combination with the ergonomic grip allows easy carriage for mobile applications. The front side is fitted with an external cable winder allowing easy and clean winding of a patch tail, which can be replaced by a variation of optional center plates with different connector cutouts (depending on the application). The drum dimension of Ø380 mm allows winding of a standard microphone cable (Ø6.5mm) up to 300 meters.

Code	Drum Inner diameter	Drum Outer diameter	Drum depth	Dimensions (W x H x D)	Weight
CDM235	130 mm	235 mm	112 mm	235 x 312.5 x 206 mm	1.24 kg
CDM310	171 mm	312 mm	120 mm	312 x 392 x 234 mm	1.78 kg
CDM380	230 mm	380 mm	196 mm	380 x 487 x 234 mm	4.1 kg

## CABLE REEL CENTER PLATES FOR CDM3-SERIES

The Procab CDM3xx cable reels ship with a closed center plate. These optional center plates offer holes for up to 12 D-size connections, multiple Schuko connectors or a single VGA connector.

### CRP201

1 D-size hole



### CRP302

2 D-size holes



### CRP304

4 D-size holes



### CRP308

8 D-size holes



### CRP310

10 D-size holes



### CRP312

12 D-size holes



### CRP314

14 D-size holes



### CRP340

4 Schuko-size holes



### CRP342

2 Schuko-size holes  
4 D-size holes



### CRP350

1 VGA-size hole




### CRP224

4x Schuko - IP44  
CRP244/F (French)  
CRP244/G (German)



### CRP280

latchable door



## ACT series CABLE TIES



The ACT series standard cable ties provide an excellent solution for standard fastening, wire bundling and cable organizing.

They are made out of UL approved Nylon 66/94V-2, providing a corrosion resistant, well insulated and strong, durable solution. The different sizes, pricing and specifications will be appreciated by any installer.

All of them come in 100 pcs re-closable PE bags for easy usage. The black cable ties are made out of UV-resistant nylon, providing a long-term stability in outdoor environments exposed to UV.

Code	Color	Max Ø	Qty	Dimensions	Strength
ACT210	Black (/B), White (/W)	22 mm	100	2.5 x 100 mm	8 kg
ACT314	Black (/B), White (/W)	33 mm	100	3.6 x 140 mm	18 kg
ACT320	Black (/B), White (/W)	50 mm	100	3.6 x 200 mm	18 kg
ACT418	Black (/B), White (/W)	42 mm	100	4.8 x 180 mm	22 kg
ACT428	Black (/B), White (/W)	70 mm	100	4.8 x 280 mm	22 kg
ACT436	Black (/B), White (/W)	94 mm	100	4.8 x 360 mm	22 kg
ACT735	Black (/B), White (/W)	90 mm	100	7.2 x 350 mm	55 kg

## BST series HOOK & LOOP CABLE TIES



The BST series are re-usable cable ties that provide an excellent solution for temporary applications. They can be used for holding rolled-up cables together as well as standard fastening, wire bundling and cable organizing purposes.

Code	Color	Qty/pack	Dimensions
BST112	Black (/B)	10 pcs	12 x 125 mm
BST115	Black (/B)	10 pcs	12 x 150 mm
BST120	Black (/B)	10 pcs	12 x 200 mm
BST124	Black (/B)	10 pcs	13 x 240 mm
BST125	Black (/B)	10 pcs	21 x 250 mm

## CTR series CABLE TIES WITH VELCRO CLOSURE



This long-life, professional cable tie for multi-purpose use is suited for universal cable fixing. The solid, high-quality nylon tie guarantees a firm hold. The long-lasting Velcro strap with Procab print rules out loss of grip, no matter what circumstances the cable tie is used in. This item is also suited for "on the road" and stage applications.

Code	Length	Height	Color	Included ties	Msp
CTR550	550 mm	50 mm	Black / Blue	4	5 boxes

## CLT series HOOKING CABLE TIES

The CLT series are hooking cable ties made out of the highest quality materials providing cable holding, fastening and bundling solutions for heavy duty use such as rental companies need on daily base.

The different color ends maintain there discrete look while making it easy to distinguish different cable types easily. The writable part allows marking of cable length and/or cable type.

Their patented hook & loop design provides stronger, more durable cable ties.



## SHRINKSLEEVES



Polyolefin shrinksleeve  
2 : 1 Shrink ratio, without glue (0.5 m piece)

Code	Color	Qty	Diameter
ACS104	Black (/B), Transparent (/T)	20 pcs	4 mm
ACS106	Black (/B), Transparent (/T)	20 pcs	6 mm
ACS108	Black (/B), Transparent (/T)	20 pcs	8 mm
ACS110	Black (/B), Transparent (/T)	20 pcs	10 mm
ACS112	Black (/B), Transparent (/T)	10 pcs	12 mm
ACS116	Black (/B), Transparent (/T)	10 pcs	16 mm
ACS122	Black (/B), Transparent (/T)	6 pcs	22 mm
ACS128	Black (/B), Transparent (/T)	6 pcs	28 mm
ACS135	Black (/B), Transparent (/T)	6 pcs	35 mm

## SPIRAL CABLE WRAP



Spiral wrapping band

Code	Color	Qty/reel	Diameter	Wrapping range
ACW106	Black (/B), Transparent (/T)	10 m	Ø 6 mm	4 to 50 mm
ACW112	Black (/B), Transparent (/T)	10 m	Ø 12 mm	9 to 65 mm
ACW120	Black (/B), Transparent (/T)	5 m	Ø 20 mm	15 to 100 mm

## ADHESIVE CABLE TIE MOUNT



Self-Adhesive cable tie mount/  
(All packed by 100 pcs in re-closable PE Bag)

Code	Color	Qty/bag	Dimensions	Max tie width
ACM120	Black (/B), White (/W)	100 pcs	20 x 20 mm	5 mm
ACM130	Black (/B), White (/W)	100 pcs	30 x 30 mm	7.5 mm

## DISPLAY RACK SYSTEMS



### PROMORD4001

Standard basic rack for attaching display hooks  
90 x 180 cm



### PROMORD4002

Extension rack for attaching display hooks  
90 x 180 cm



### PROMORD4003


Extension rack with shelves  
45 x 180 cm



### PROMORD4004

Extension rack for cable reels  
45 x 180 cm

Attention ! Include 3 cm extra for each vertical frame when measuring for a complete display system.



Code	Description
PROMORD240546047	Accessories display 45 cm
PROMORD240546046	Bulk cable display 45 cm
PROMORD240546091	Accessories display 90 cm
PROMORD240546092	Audio Basic display 90 cm
PROMORD240546093	Audio Reference display 90 cm
PROMORD240546094	Video Reference display 90 cm
PROMORD240546096	Data reference display 90 cm
PROMORD240546097	Audio classic display 90 cm
PROMORD240546098	Video classic display 90 cm
PROMORD240546099	Data classic display 90 cm



Procab's PRWP cable display rack is a sturdy solution to elegantly display your Procab-products. This rack is specifically designed for smaller spaces.

All types of packaging can be hung using the available chrome SHC-hooks.

Display dimensions : 90 x 90 cm



Code	Description
PROMOSH95	Display hook 20 cm
PROMOSH97	Display hook 30 cm

# CARRYING BAGS



PROMOBAG20P



PROMOBAG20F

These carrying bags for Procab stands are the ideal solution for tradeshows and events.

# PROCAB BULK DISPLAYS



PROMO6020 CONTRACTOR DISPLAY

This display panel informs your customers of the advantage and specifications of the Procab contractor series. It comes equipped with a 7" full color digital pictureframe preloaded with a presentation about the Contractor productline. It also explains the details of the contractor installation using real cables and connectors.

Panel dimensions : 50 x 50 cm



PROMO6056 BULK DISPLAY

Procab's bulk display shows all Procab's bulk cables to show your customers the complete, extensive Procab range. The cables are arranged in 5 groups : LSHF, data, power, audio and video.

Panel dimensions : 60 x 74 cm



## OTHER MERCHANDISING

---



### PROMO6521

---

A high-quality, matt white, twist ball pen personalized with a full color PROCAB logo on the clip.



### PROMO6031

---

This 512MB USB-stick contains everything you need to be informed about Procab equipment such as product sheets, catalog files, logo's, etc.



### PROMO607x

---

The new Procab polo shirts feature the Procab logo on the chest, while the back print contains the Procab punch line 'Cables you can rely on'. These polo shirts are available in white and in sizes small, medium, large and extra-large.



## PROMO6021 PRIME ROLL UP BANNER


## PROMO6022 CLASSIC ROLL UP BANNER

These brand new Procab roll up banners are ideal for promoting the Procab Prime and Classic series or for representing the brand at tradeshow or events. The banners are set up in mere seconds. These displays ship with a carrying bag for safe transport.

Print size : 85 x 200 cm



# PINS EXPLAINED



## DVI

DVI is the abbreviation for Digital Visual Interface and is developed in 1998 by Digital Display Working Group. Originally it was intended as an interface for monitors, but the use of it is extended to digital signal transmission. The main characteristic of this interface is the very high bandwidth connection between a computer and a monitor. This makes it possible to send uncompressed video signals to a monitor. This way, not only the screen performance but also the speed and update reaction are higher. DVI carries a full digital signal without any loss of data. Every pixel is defined by a 24-bits RGB data stream to get the maximum performance out of your monitor. The type of DVI that we have in our range is the type that only carries digital signals, this is type DVI-D (single link).

Pin	Function
1	TMDS Data 2 -
2	TMDS Data 2 +
3	TMDS Data 2/4 shield
4	TMDS Data 4 -
5	TMDS Data 4 +
6	DDC clock
7	DDC data
8	Analog vertical sync
9	TMDS Data 1 -
10	TMDS Data 1 +
11	TMDS Data 1/3 shield
12	TMDS Data 3 -

Pin	Function
13	TMDS Data 3 +
14	+ 5V DC power
15	Ground
16	Hot plug detect
17	TMDS Data 0 -
18	TMDS Data 0 +
19	TMDS Data 0/5 shield
20	TMDS Data 5 -
21	TMDS Data 5 +
22	TMDS Data clock shield
23	TMDS Data clock +
24	TMDS Data clock -




## HDMI

HDMI is the abbreviation for High Definition Multi Media Interface and is a industry-supported uncompressed all-digital audio-video interface. HDMI provides an interface between any compatible digital audio-video source and a compatible digital audio-video monitor. HDMI supports standard, enhanced, or high-definition video plus multi-channel digital audio on a single cable. HDMI is independent of the various digital television standards as these are encapsulations of the MPEG data streams which are passed off to a decoder, and output as uncompressed video data, which can be high-definition. This video data is then encoded into TMDS (Transition Minimized Differential Signaling) for transmission digitally over HDMI.

Pin	Function
1	TMDS Data 2 +
2	TMDS Data 2 shield
3	TMDS Data 2 -
4	TMDS Data 1 +
5	TMDS Data 1 shield
6	TMDS Data 1 -
7	TMDS Data 0 +
8	TMDS Data 0 shield
9	TMDS Data 0 -
10	TMDS Data clock +
11	TMDS Data clock shield
12	TMDS Data clock -

Pin	Function
13	CEC
14	Reserved - standard HEX data - high speed
15	SCL
16	SDA
17	DDC/CEC ground
18	+5V power
19	Hot plug detect & HEC data + high speed



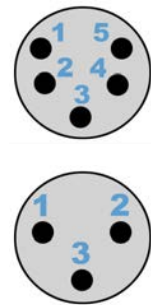
## VGA

VGA is the abbreviation for Video Graphics Array and it is a standard for reproducing images on a computer monitor. The VGA standard is developed by IBM and through the years it has become the de facto standard for computer monitors.

The principal of VGA is based on an analog controlling with the help of separated colors. These three colors, Red, Green and Blue are transmitted separately over a line and the horizontal and vertical alignment is controlled by the horizontal and vertical sync. The biggest advantage of RGB versus composite is that RGB can aim for a much higher resolution

Pin	Function
1	Red video
2	Green video
3	Blue video
4	Monitor ID bit 2
5	Ground
6	Red ground
7	Green ground
8	Blue ground

Pin	Function
9	Key
10	Sync ground
11	Monitor ID bit 0
12	Monitor ID bit 1
13	Horizontal synch (or composite synch)
14	Vertical synch
15	Monitor ID bit 3



## DMX

DMX stands for Digital Multiplexed and it is a standard over the connection between lighting controllers, dimmers, scrollers, scanners,... This protocol is developed from the need for standardization and flexibility. With DMX the information of the control channel is transmitted in digital form, channel for channel, so send successively (multiplexed) over the cable. The speed in which this takes place is so high that it occurs simultaneous.

Pin	Function
1	Ground OV
2	Data -
3	Data +
4	Spare data -
5	Spare data +

Pin	Function
1	Ground OV
2	Data -
3	Data +



# USB A

The USB A connector is the standard type of USB plug, a rectangular connector with 4 contacts carrying both data and power. It is frequently seen on cables which are permanently attached to a device, mainly used on downstream ports or HUB's. By example, USB A connections are often used when connecting peripherals to a computer by a USB connection, such as a keyboard, a mouse, a printer, ...

Pin	Function
1	Power
2	Data -
3	Data +
4	NC
5	Ground



# USB B

The USB B connector is a square shaped plug with two beveled corners and 4 contacts for carrying both data and power. This kind of connector is frequently used on removable and peripheral devices such as the connection for a desktop printer, ...

Pin	Function
1	Power
2	Data -
3	Data +
4	Ground



# USB MINI

The Mini-USB standard is a variation on the standard USB connection, designed for data connections with portable and mobile devices such as digital cameras, MP3 players and many others. Due to the fact that modern portable media devices keep on getting slimmer designs, the regular USB connectors became oversized, and could not longer fit the devices. Mini-USB is available in two varieties, Mini-A and Mini-B .

Pin	Function
1	Power
2	Data -
3	Data +
4	Ground



# RJ45

RJ45 is the abbreviation for Registered Jack 45 and it is a physical interface often used for terminating twisted pair type cables. "RJ" stands for Registered Jack which is part of the United States Code of Federal Regulations. The connector has eight "pins" or electrical connections per connector. As standard for our cables with a RJ45 jacket we use the TIA568B standard to the right.

Pin	Function	Color-code
1	Bi-directional pair +A	White-Orange
2	Bi-directional pair -A	Orange
3	Bi-directional pair +B	White-Green
4	Bi-directional pair +C	Blue
5	Bi-directional pair -C	White-Blue
6	Bi-directional pair -B	Green
7	Bi-directional pair +D	White-Brown
8	Bi-directional pair -D	Brown

# AWG CONVERSION TABLE

AWG is the abbreviation for “American Wire Gauge”, which is a standard for defining sizes of round, solid, electrical conductive wires. It is the American (and Canadian) counterpart of the European standard where the thickness of wires is defined in mm<sup>2</sup>. The cross-sectional area of a conductor is important to determine the current carrying capacity of a certain wire.

What always has to be kept in mind when comparing the cable section according to the European standard or American standard is this: the higher the number of mm<sup>2</sup> according to the European standard, the thicker the cable, and the higher the current carrying capacity of the wire. In the American AWG standard, this is reversed. The higher the AWG value, the thinner the cable, the lower the current carrying capacity of the wire. The following table gives the equation between the AWG value of a cable, the diameter of the cable and the cross-sectional area of the cable according to the European standard, in mm<sup>2</sup>.

AWG	Diameter		Area		Copper resistance	
	mm	inch	mm <sup>2</sup>	inch <sup>2</sup>	Ohm/m	Ohm/feet
0	8.2510	0.3249	53.4420	0.0829	0.000314	0.000096
1	7.3480	0.2893	42.3846	0.0657	0.000396	0.000121
2	6.5440	0.2576	33.6168	0.0521	0.000499	0.000152
3	5.8270	0.2294	26.6538	0.0413	0.000630	0.000192
4	5.1890	0.2043	21.1367	0.0328	0.000794	0.000242
5	4.6210	0.1819	16.7626	0.0260	0.001001	0.000305
6	4.1150	0.1620	13.2926	0.0206	0.001262	0.000385
7	3.6650	0.1443	10.5443	0.0163	0.001591	0.000485
8	3.2640	0.1285	8.3632	0.0130	0.002006	0.000612
9	2.9060	0.1144	6.6292	0.0103	0.002531	0.000772
10	2.5880	0.1019	5.2577	0.0082	0.003191	0.000973
11	2.3050	0.0907	4.1707	0.0065	0.004023	0.001226
12	2.0530	0.0808	3.3086	0.0051	0.005072	0.001546
13	1.8280	0.0720	2.6231	0.0041	0.006397	0.001950
14	1.6280	0.0641	2.0806	0.0032	0.008065	0.002458
15	1.4500	0.0571	1.6505	0.0026	0.010167	0.003099
16	1.2910	0.0508	1.3083	0.0020	0.012825	0.003909
17	1.1500	0.0453	1.0382	0.0016	0.016163	0.004927
18	1.0236	0.0403	0.8225	0.0013	0.020401	0.006218
19	0.9116	0.0359	0.6523	0.0010	0.025723	0.007840
20	0.8128	0.0320	0.5186	0.0008	0.032356	0.009862
21	0.7229	0.0285	0.4102	0.0006	0.040904	0.012468
22	0.6438	0.0253	0.3254	0.0005	0.051573	0.015719
23	0.5733	0.0226	0.2580	0.0004	0.065037	0.019823
24	0.5106	0.0201	0.2047	0.0003	0.081990	0.024991
25	0.4547	0.0179	0.1623	0.0003	0.103389	0.031513
26	0.4049	0.0159	0.1287	0.0002	0.130385	0.039741
27	0.3606	0.0142	0.1021	0.0002	0.164388	0.050106
28	0.3211	0.0126	0.0809	0.0001	0.207320	0.063191
29	0.2859	0.0113	0.0642	0.0001	0.261513	0.079709
30	0.2546	0.0100	0.0509	0.0001	0.329766	0.100513
31	0.2268	0.0089	0.0404	0.0001	0.415562	0.126663
32	0.2019	0.0080	0.0320	0.0001	0.524384	0.159832
33	0.1798	0.0071	0.0254	0.0000	0.661215	0.201538
34	0.1601	0.0063	0.0201	0.0000	0.833949	0.254188
35	0.1426	0.0056	0.0160	0.0000	1.051195	0.320404
36	0.1270	0.0050	0.0127	0.0000	1.325302	0.403952
37	0.1131	0.0045	0.0100	0.0000	1.671079	0.509345
38	0.1007	0.0040	0.0080	0.0000	2.107965	0.642508
39	0.0897	0.0035	0.0063	0.0000	2.657261	0.809933
40	0.0799	0.0031	0.0050	0.0000	3.350850	1.021339

[illegible]

# INDEX

ACM120	96	CMX222 \$ 🔥	74	MCR158	22	RZ07	35
ACM130	96	CP45	90	MSB28.4	92	RZ15	35
ACS104	96	CRP201	94	MSB32.8	92	RZ25	35
ACS106	96	CRP224	94	MSB108.0	92	RZ40	35
ACS108	96	CRP280	94	MSB112.0	92	SIG48	17
ACS110	96	CRP302	94	MSB112.4	92	SIG58 \$	17
ACS112	96	CRP304	94	MSB116.8	92	SIG85	18
ACS116	96	CRP308	94	MSB120.4	92	SVGA50	59
ACS122	96	CRP310	94	PAC50	83	SVGA52	60
ACS128	96	CRP312	94	PAC55	84	SVGA60	61
ACS135	96	CRP314	94	PAC60	85	SVGA60HF	62
ACT210	95	CRP340	94	PAC62	86	SVHS10	63
ACT314	95	CRP342	94	PAC131	82	VC3FDL	41
ACT320	95	CRP350	94	PC3G	80	VC3FX	41
ACT418	95	CSB124 \$ 🔥	19	PCMJ3M/BG	40	VC3MDL	41
ACT428	95	CSB224 \$ 🔥	19	PCR2M/BG	40	VC3MX	41
ACT436	95	CTR550	95	PCT50SF	66	VC5FDL	41
ACT735	95	CTV100	49	PCX160	52	VC5FX	41
ACW106	96	CXV107	53	PLS225	26	VC5MDL	42
ACW112	96	DMX30	73	PLS425	27	VC5MX	42
ACW120	96	DMX50	73	PMC224	6	VC209	43
ALS07	36	H07RN-F	81	PMC324	7	VC210	43
ALS15	36	HDM19	49	PMX222	72	VCB20	44
ALS25	36	HDM24	50	PMX422	72	VCB25 \$	44
BCT50U 🔥	67	HDM26	50	PROMO607x	99	VCD10	88
BCT60U 🔥	67	HDM100	49	PROMO6020	98	VCD15	88
BCT65S 🔥	68	HDM700	49	PROMO6021	100	VCD20	88
BMC224	8	HDM800	49	PROMO6022	100	VCD30	88
BST112	95	HDM900	49	PROMO6031	99	VCD60	89
BST115	95	LS07	28	PROMO6056	98	VCD70	89
BST120	95	LS15	28	PROMO6521	99	VCD72	89
BST124	95	LS25	28	PROMOBAG20F	98	VCJ2MX	42
BST125	95	LS40	28	PROMOBAG20P	98	VCJ3FP	42
CB3VGA	91	LS425	29	PROMORD4001	97	VCJ3FX	42
CCT50F \$ 🔥	69	LS440	29	PROMORD4002	97	VCJ3MX	42
CCT50U \$ 🔥	69	LS815	30	PROMORD4003	97	VCK10	88
CCT60F \$ 🔥	70	LS825	30	PROMORD4004	97	VCK105P	45
CCT70S \$ 🔥	71	LSS504E	34	PROMORD240546046	97	VCK107P	45
CCX159 \$ 🔥	55	MC105	11	PROMORD240546047	97	VCK310	45
CCX160 \$ 🔥	55	MC305	12	PROMORD240546091	97	VCK315	45
CDM235	93	MC405	13	PROMORD240546092	97	VCK450	76
CDM310	93	MCM102	23	PROMORD240546093	97	VCK452	76
CDM380	93	MCM104	23	PROMORD240546094	97	VCK510	76
CHD124 \$ 🔥	51	MCM108	23	PROMORD240546096	97	VCK526A/S	77
CLS207 \$ 🔥	31	MCM112	24	PROMORD240546097	97	VCK526/S	77
CLS215 \$ 🔥	31	MCM116	24	PROMORD240546098	97	VCK526/U	77
CLS225 \$ 🔥	31	MCM124	24	PROMORD240546099	97	VCK620	76
CLS240 \$ 🔥	31	MCM132	25	PROMOSH9C5	97	VCK622	76
CLS425 \$ 🔥	32	MCM140	25	PROMOSH9C7	97	VCK625	76
CLS440 \$ 🔥	32	MCM148	25	PR series	37	VCK630	77
CLS840 \$ 🔥	33	MCR106	20	RAV600	56	VCL4FC	43
CLT450	96	MCR109	20	RG06HF	54	VCL4MC	43
CLT600	96	MCR112	20	RGB600	57	VCL4MP	43
CLT750	96	MCR116	21	RIG48	16	VCL8FC	44
CMC122 \$ 🔥	14	MCR120	21	RIG58	16	VCL8MP	43
CMC124 \$ 🔥	15	MCR128	21	RMC205	9	VCR526A/S	77
CMC222 \$ 🔥	14	MCR132	22	RMC305	10	VCR526A/U	77
CMC224 \$ 🔥	15	MCR142	22	RSC600	58	VDK10	88



[www.procab.be](http://www.procab.be)



AUDIO



VIDEO



DIGITAL



POWER