

AV & IT

Cables you can rely on

INDEX

Introduction	3
AV & IT	6
Premade cables	
Premade data cables	10
Premade audio cables	22
Premade video cables	38
Premade power cables	48
Bulk cables	
Bulk data cables	52
Bulk audio cables	62
Bulk video cables	82
Bulk power cables	86
Connectors & connectivity	90
Accessories	110

This catalogue is made with care and attention for details and is as complete as possible on publication date. Due to the fact our products, documentation and products range are continuously improved and expanded, updates may have occurred since publication of this catalogue.

To always stay up-to-date with the latest improvements and additions or to obtain additional product information, please visit the product page on our website procab.be



Cables

You Can Rely On

All the solutions PROCAB offers share one common goal: providing the most inspiring connections for tomorrow's users.

Over the years a highly specialised team of cabling and electronics engineers was assembled to assure that PROCAB remains at the forefront of innovation. This group of enthusiastic audiophiles dedicate their insight and relentless effort to satisfy anyone from the average home users to the most demanding professionals. This results in a wide range of unique connectors and audio, video, digital and power cables available in pre-made and bulk.

PROCAB currently offers over 4.000 different high-quality products and configurations split up in 2 major categories: AV & IT and Rental & MI.

Find your solution at procab.be/cable-configurator





YOUR IDEAL PARTNER IN CONNECTIVITY

Our core values

These principles form the building blocks for our wide and inspiring range of professional connections.



Qualitative connections

Every PROCAB connection is comprehensively checked to ensure an outstanding signal transmission.




Long term relationships

Our certified network that are located in over 100 different countries allows us to provide you with the best possible support, expertise and product delivery.



An extensive range

Over 20 years of expertise has led us to build a very extensive product portfolio of more than 4000 references.



READY FOR THE FUTURE

Our vision

All the solutions PROCAB offers share one common goal: providing the most inspiring connections for tomorrow's users. With a highly specialized team of engineers PROCAB is able to remain at the forefront of innovation.

STRATEGIC OBJECTIVES

Our mission

Our position in the market as a complete connectivity provider is standing out from the crowd thanks to our wide range of AV & IT solutions as well as our deep and extensive database of the rental & MI connections. This allows us to move across a border where many competitive brand do not reach for.



OUR PLAN OF APPROACH

Our strategy

In order to achieve these strategic objectives, innovation is our most important driver. Providing inspiring connections together with the ability to listen to the different needs of the market form the base of our plan of approach.



PROVIDING THE MOST INSPIRING CONNECTIONS FOR TOMORROW'S USERS

PROCAB By Application

At PROCAB we have dedicated the last 25 years to providing the connectivity market with inspiring connections for tomorrow's users. Since our range orientates itself so widely in satisfying the connectivity market demand, we split up our solutions based on the needs of our two core markets. AV & IT and Rental & MI.

This division based on application level is a philosophy, that can be found throughout our communication, to make the choice of our users as easy as possible.



A stunning line of installation cables and connections that will satisfy any AV integrator. Specially designed to meet the highest level of installation convenience and reliability.



Offering you a wide range of connections which withstand the harshest use and abuse that any rental or mobile application can throw at them.

What makes our AV & IT solutions unique?

At PROCAB we believe in connections you can rely on. That is why we guarantee an optimal signal transmission that lets you focus on new AV solutions that are to come.



Connectivity

Since we are convinced of the lifespan of our connections, we have developed an extensive warranty policy to create the best possible relationship with our partners.

Reliability


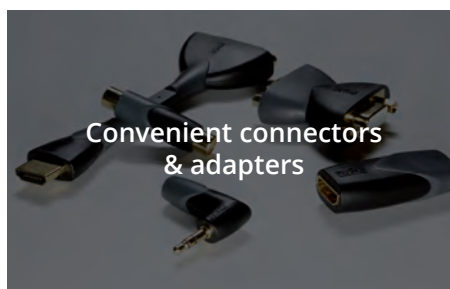
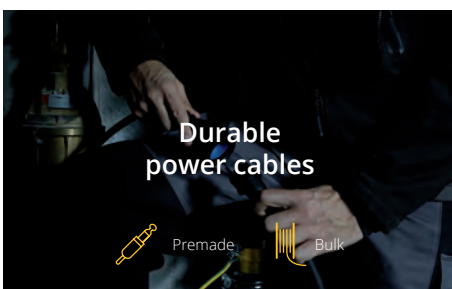

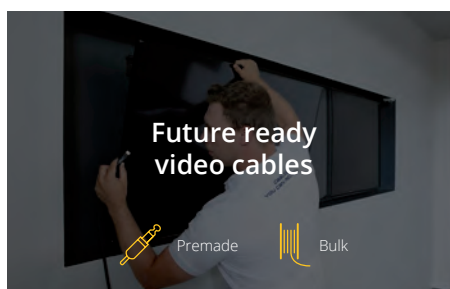

By carrying out extensive tests on our wide range of cables, we are confident that you can leave the installation with great trust and avoid any connection servicing.


Safety

We certify our connections with the highest quality standards, enabling us to exceed any safety regulation in the market.

What solutions do we provide?

Our incredibly diverse product portfolio in AV & IT solutions enables us to respond to specific connectivity needs.





Reliable Data Cables



**Fast & reliable
data speeds**



**Unmatched
performance**



**Great
durability**




**Extensive
range**

PATCH YOUR WAY TO THE FUTURE

Top of the line data transmission

Every day we push ourselves to provide you with faster, more convenient and extremely reliable data transmissions for a wide range of applications.

- Standard for prosumer: **CAT5**
- Professional applications: **CAT6**
- Higher data rates: **CAT6A**
- Top of the line: **CAT7**



Future Ready Video Cables

CABLES
YOU CAN RELY ON



Top of the line
connectors




Optimal signal
transmission

8K

Future
ready



Multiple
lengths



TURN WHAT YOU LOVE INTO 8K

Ready for the next generation

Display your video content at the highest quality. At PROCAB we develop innovative video solutions that eliminate any possibility of electronic interference yet guarantee you an optimal signal transmission.

HLG PQ SL-HDR1
STATIC HDR DCI-P3 DOLBY VISION HDR 10+



Professional Audio Cables



Quality in
every detail



Recognized
certification



Reliable
solution




Comprehensive
range

A RELIABLE CONNECTION

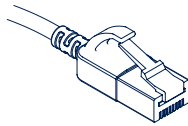
Benefit from superior audio quality

We design professional audio cables to do full justice to the quality of any sound system. The PROCAB audio cables are flexible, durable, and have high-quality hardware containing well-soldered connections. A reliable transfer is assured without significantly degrading the signal or introducing noise.





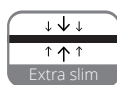
Premade Data



With network cables (also known as internet, LAN, or Ethernet cables), you connect your equipment to a network or the internet. There are different categories of UTP cables, namely CAT5e, CAT6, CAT6a and CAT7. CAT5e and CaT6 can both handle speeds of up to 1000Mbit/s and are suitable for Gigabit Ethernet. CAT6A & CAT7 are capable of supporting data transfer rates of up to 10Gbps at a maximum bandwidth of 600MHz.



CSD560



Connectors

CAT6A - U/UTP - RJ45 - LSHF

Product code	Length
CSD560x/0.15	0.15 meter
CSD560x/0.3	0.3 meter
CSD560x/0.5	0.5 meter
CSD560x/1	1 meter
CSD560x/2	2 meter
CSD560x/3	3 meter
CSD560x/5	5 meter

Highlights

- ✓ Ultra slim Ø 3.2 diameter
- ✓ PoE tested and approved (IEEE 802.3 af)
- ✓ Low smoke & halogen free construction (TPE material)
- ✓ CAT6A U/UTP design
- ✓ Tested up to 500 Mhz
- ✓ Thin, flexible and smooth cable jacket
- ✓ Time and space saving in rack applications
- ✓ Better airflow due to slim design
- ✓ Elegant for office patch usage
- ✓ Snagless & compact connector



CSD560B: black



CSD560BU: blue



CSD560G: green



CSD560R: red



CSD560W: white



CSD560Y: yellow

Introducing a
45% thinner cable
for even cleaner installations.

Ultra slim Ø 3.2
diameter

Snagless & compact
connector

CSD560



BSD560F



BSD560F



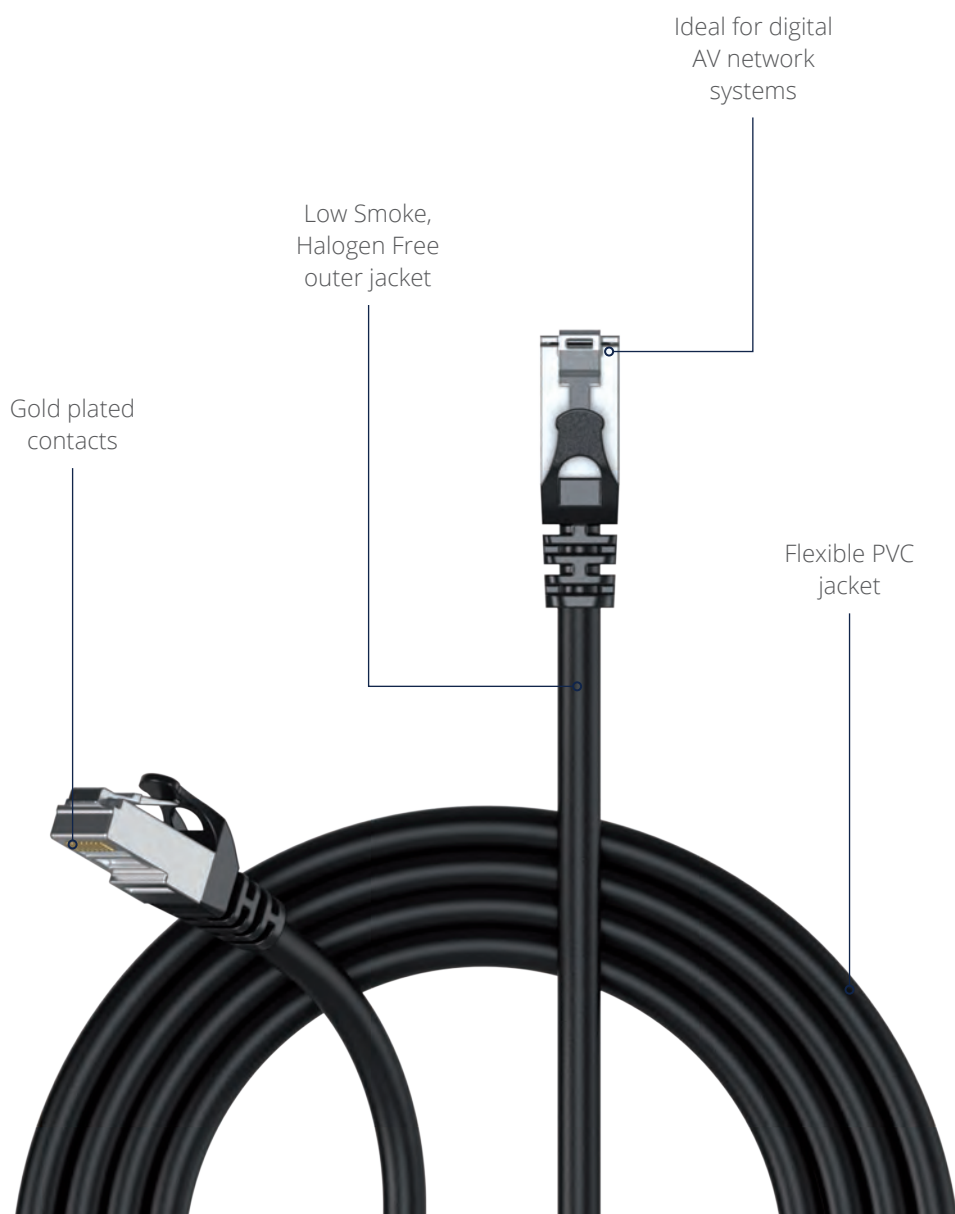
Connectors

CAT6 - F/UTP - RJ45 - LSHF

Product code	Length
BSD560F/0.5	0.5 meter
BSD560F/1	1 meter
BSD560F/1.5	1.5 meter
BSD560F/2	2 meter
BSD560F/3	3 meter
BSD560F/5	5 meter
BSD560F/10	10 meter

Highlights

- ✓ Flexible PVC jacket
- ✓ 26 AWG stranded conductors
- ✓ 5.9 mm (Ø) outer diameter
- ✓ Oxygen free copper
- ✓ Al-foil shielding
- ✓ ANSI/TIA/EIA 568B (straight)
- ✓ LSHF jacket





CSD610



Connectors

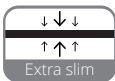
USB Type-A - USB Type-C - USB 3.2 GEN 1 (5 GBPS)

Product code	Length
CSD610B/1.5	1.5 meter
CSD610B/2	2 meter
CSD610B/3	3 meter

Highlights

- ✓ USB 3.2 Gen 1 - 5 Gbps data rated
- ✓ 3A / 5V - 15W power delivery
- ✓ Fully backward compatible with USB 2.0
- ✓ Superthin cable Ø 4.5 mm
- ✓ Slim connector design

CSD620



Connectors

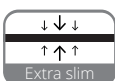
USB Type-C - USB Type-C - USB 3.2 GEN 2 (10 GBPS) - 8K@60Hz - 20V/5A/100W

Product code	Length
CSD620B/1.5	1.5 meter
CSD620B/3	3 meter

Highlights

- ✓ Support all features of USB Type-C up to 3 meters
- ✓ USB 3.2 Gen 2 - 10 Gbps data rated
- ✓ A/V signals up to 8K @ 60 Hz (DP Alt mode)
- ✓ USB Power delivery:
 - 100W (20V/5A) up to 1.5 m
 - 60W (20V/3A) up to 3 m
- ✓ Fully backward compatible with USB 2.0
- ✓ Superthin cable Ø 4.5 mm
- ✓ Slim connector design

CSD622



Connectors

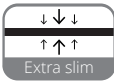
USB Type-C - Angled USB Type-C - USB 3.2 GEN 2 (10 GBPS) - 8K@60Hz - 20V/5A/100W

Product code	Length
CSD622B/1.5	1.5 meter
CSD622B/3	3 meter

Highlights

- ✓ Angled connector for easy access
- ✓ Support all features of USB Type-C up to 3 meters
- ✓ USB 3.2 Gen 2 - 10 Gbps data rated
- ✓ A/V signals up to 8K @ 60 Hz (DP Alt mode)
- ✓ USB Power delivery:
 - 100W (20V/5A) up to 1.5 m
 - 60W (20V/3A) up to 3 m
- ✓ Fully backward compatible with USB 2.0
- ✓ Superthin cable Ø 4.5 mm
- ✓ Slim connector design

CSD630



Connectors

USB Type-C - USB Type-C - USB 3.2 GEN 2x2 (20 GBPS) - 8K@60Hz - 20V/5A/100W

Product code	Length
CSD630B/0.5	0.5 meter
CSD630B/1	1 meter
CSD630B/1.5	1.5 meter
CSD630B/2	2 meter
CSD630B/3	3 meter
CSD630B/5	5 meter


Highlights

- ✓ Support all features of USB Type-C up to 5 meters
- ✓ USB 3.2 GEN 2x2 20 GBps data rated
- ✓ A/V signals up to 8K @ 60 Hz (DP Alt mode)
- ✓ USB Power delivery:
 - 100W (20V/5A) up to 1.5 m
 - 60W (20V/3A) up to 5 m
- ✓ Fully backward compatible with USB 2.0
- ✓ Superthin cable Ø 5.5 mm
- ✓ Slim connector design





CLD632A



Connectors


USB Type-C - USB Type-C - Active optical - USB 3.2 GEN 2 (10 GBPS)

Product code	Length
CLD632A/10	10 meter
CLD632A/15	15 meter

Highlights

- ✓ Only for data & power connections
- ✓ USB Type-C directional cable
- ✓ USB 3.2 GEN 2
- ✓ Full bandwidth of 10 Gbps
- ✓ USB Backward compatible (1.1, 2.0, 3.0, 3.1 Gen 1)
- ✓ 5V / 1.5 A power supply to device
- ✓ No external power needed
- ✓ Hybrid (fiber and copper) active optical cable
- ✓ True plug & play solution
- ✓ LSHF jacket

CLD635A



Connectors

USB Type-C - USB Type-C - Active optical - 4K@60 Hz Displayport 1.2 Alt

Product code	Length
CLD635A/10	10 meter
CLD635A/15	15 meter
CLD635A/20	20 meter
CLD635A/30	30 meter

Highlights


- ✓ Only for video connections
- ✓ USB Type-C directional cable
- ✓ Resolutions up to ultra HD 4K 2160p (4096 x 2160) 4:4:4 at 60 Hz
- ✓ Displayport 1.2 Alt mode
- ✓ 21.6 Gbps bandwidth
- ✓ HDCP / EDID Compatible
- ✓ No external power needed
- ✓ Hybrid (fiber and copper) active optical cable
- ✓ True plug & play solution
- ✓ LSHF jacket

USB Type C directional cable

Ideal for data and power connections (CLD632A)

Gold plated connectors

Only for video connections (CLD635A)



CLD635A

CLD632A

CLD600



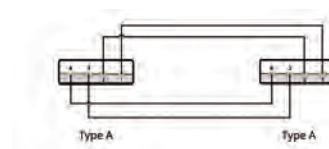
Connectors

USB A - USB A

Product code	Length
CLD600/1.5	1.5 meter
CLD600/3	3 meter
CLD600/5	5 meter

Highlights

- ✓ Flexible PVC jacket
- ✓ 4.0 mm (Ø) outer diameter
- ✓ Oxygen free copper
- ✓ Double shielding (Al-foil + Braiding)



CLD610



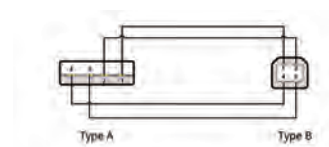
Connectors

USB A - USB B

Product code	Length
CLD610/1.5	1.5 meter
CLD610/3	3 meter
CLD610/5	5 meter

Highlights

- ✓ Flexible PVC jacket
- ✓ 28 AWG (data) & 24 AWG (power) thin and dense stranded conductors
- ✓ 5.6 mm (Ø) outer diameter
- ✓ Oxygen free copper
- ✓ Triple shielding (2 x Al-foil + braiding)



CLD612



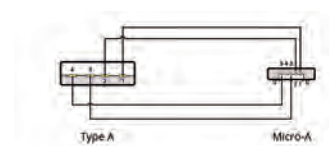
Connectors

USB A - USB micro A

Product code	Length
CLD612/1	1 meter
CLD612/1.5	1.5 meter

Highlights

- ✓ Flexible PVC jacket
- ✓ 28 AWG (data) & 24 AWG (power) thin and dense stranded conductors
- ✓ 5.6 mm (Ø) outer diameter
- ✓ Oxygen free copper
- ✓ Triple shielding (2 x Al-foil + braiding)





CLD614



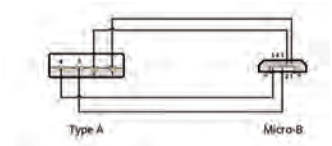
Connectors

USB A - USB micro B

Product code	Length
CLD614/1.5	1.5 meter

Highlights

- ✓ Flexible PVC jacket
- ✓ 4.0 mm (Ø) outer diameter
- ✓ Oxygen free copper
- ✓ Double shielding (Al-foil + Braiding)



BXD602



Connectors

USB A male - USB A female - active repeater cable

Product code	Length
BXD602/12	12 meter

Highlights

- ✓ Extension up to 12 meters
- ✓ Unique lockable mechanic design
- ✓ Daisy chain 5 extender cables up to 60 meters

BXD630



Connectors

USB 3.2 GEN1 USB A male - USB A female - active repeater cable

Product code	Length
BXD630/10	10 meter

Highlights

- ✓ Supports USB 3.2 Gen 1 - 5 Gbps data rate
- ✓ Backwards compatible with USB 2.0/1.1
- ✓ USB Bus powered (self powered) up to 3A (max 15W)
- ✓ Optional external power adapter possibility for high power device
- ✓ Daisy chain connection possibility (up to 50m)
- ✓ Over current detection & protection



CLD400



Connectors

Midi cable - DIN 5 - DIN 5

Product code	Length
CLD400/0.5	0.5 meter
CLD400/1.5	1.5 meter
CLD400/3	3 meter
CLD400/5	5 meter
CLD400/10	10 meter

Highlights

- ✓ Flexible PVC jacket
- ✓ 26 AWG thin and dense stranded conductors
- ✓ 6.0 mm (Ø) outer diameter
- ✓ Oxygen free copper
- ✓ Double shielding (Al-foil + Braiding)



CLD953



Connectors

DMX AES/ EBU cable - XLR male - XLR female

Product code	Length
CLD953/0.5	0.5 meter
CLD953/1	1 meter
CLD953/1.5	1.5 meter
CLD953/3	3 meter
CLD953/5	5 meter
CLD953/10	10 meter
CLD953/15	15 meter
CLD953/20	20 meter

Highlights

- ✓ Flexible PVC jacket
- ✓ 24 AWG thin and dense stranded conductors
- ✓ 6.0 mm (Ø) outer diameter
- ✓ Oxygen free copper
- ✓ Double shielding (Al-foil + Braiding)

CLD955



Connectors

DMX 2-pair cable - XLR male - XLR female


Product code	Length
CLD955/1.5	1.5 meter
CLD955/3	3 meter
CLD955/5	5 meter
CLD955/10	10 meter

Highlights

- ✓ Flexible PVC jacket
- ✓ 24 AWG thin and dense stranded conductors
- ✓ 6.0 mm (Ø) outer diameter
- ✓ Oxygen free copper
- ✓ Double shielding (Al-foil + Braiding)



CLD625



Connectors

Fiber optic cable - Toslink - Toslink

Product code	Length
CLD625/1.5	1.5 meter
CLD625/3	3 meter

Highlights

- ✓ Fiber optic technology
- ✓ Flexible PVC jacket
- ✓ Fluorinated polymer clad
- ✓ 4.0 mm (Ø) outer diameter
- ✓ 0.98 mm (Ø) PMMA Optical fiber

FBL130



Connectors

Fiber optic cable - LC/PC - LC/PC - Duplex - LSHF

Product code	Length
FBL130/0.5	0.5 meter
FBL130/1	1 meter
FBL130/1.5	1.5 meter
FBL130/3	3 meter

Highlights

- ✓ LSHF jacket
- ✓ Duplex multimode 50/125 OM3 µm fiber
- ✓ LC/PC connectors fitted
- ✓ 2 x 4 mm (Ø) outer diameter
- ✓ TIA/EIA-568B.3 & Bellcore GR-409 compliant

FBS125



Connectors

Fiber optic cable - ST/PC - ST/PC - LSHF

Product code	Length
FBS125/1	1 meter
FBS125/2	2 meter
FBS125/5	5 meter
FBS125/10	10 meter
FBS125/15	15 meter
FBS125/20	20 meter
FBS125/30	30 meter
FBS125/40	40 meter
FBS125/50	50 meter

Highlights

- ✓ LSHF jacket
- ✓ Duplex multimode 62.5/125 µm fiber
- ✓ ST/PC connectors fitted
- ✓ 3 x 6 mm (Ø) outer diameter
- ✓ TIA/EIA-568B.3 & Bellcore GR-409 compliant

FBS125/60	60 meter
FBS125/80	80 meter
FBS125/90	90 meter



CLV156



Gold plated



50Ω

Impedance



Shrinksleeve

Connectors

BNC male - BNC male - 50 ohm

Product code	Length
CLV156/0.5	0.5 meter
CLV156/1	1 meter
CLV156/1.5	1.5 meter
CLV156/3	3 meter
CLV156/5	5 meter
CLV156/10	10 meter
CLV156/20	20 meter

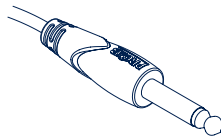
Highlights

- ✓ Flexible PVC jacket
- ✓ 26 AWG thin and dense stranded conductors
- ✓ 5.0 mm (Ø) outer diameter
- ✓ Oxygen free copper
- ✓ Braided shielding





Premade Audio



Premade cables are important in any audiovisual installation. We have long-standing expertise in manufacturing quality ready-made speaker cables, analog signal cables & microphone cables.



CLA530



Connectors

Loudspeaker cable - Terminal block -
Terminal block (2p - 5.08mm)

Product code	Length
CLA530/0.5	0.5 meter
CLA530/1	1 meter
CLA530/1.5	1.5 meter
CLA530/2	2 meter

Highlights

- ✓ Flexible PVC jacket
- ✓ 17 AWG (1.0 mm²) thin and dense stranded conductors
- ✓ 6.5 mm (Ø) outer diameter
- ✓ Oxygen free copper



CLA590



Connectors

Loudspeaker cable - 6.3 mm Jack male
mono - 6.3 mm Jack male mono

Product code	Length
CLA590/10	10 meter

Highlights

- ✓ Flexible PVC jacket
- ✓ 17 AWG (1.0 mm²) thin and dense stranded conductors
- ✓ 6.5 mm (Ø) outer diameter
- ✓ Oxygen free copper



CLA591



Connectors

Loudspeaker cable - 6.3 mm Jack male
- XLR female

Product code	Length
CLA591/10	10 meter

Highlights

- ✓ Flexible PVC jacket
- ✓ 17 AWG (1.0 mm²) thin and dense stranded conductors
- ✓ 6.5 mm (Ø) outer diameter
- ✓ Oxygen free copper



CLA595



Connectors


Loudspeaker cable - XLR male - XLR female

Product code	Length
CLA595/10	10 meter



Highlights

- ✓ Flexible PVC jacket
- ✓ 17 AWG (1.0 mm²) thin and dense stranded conductors
- ✓ 6.5 mm (Ø) outer diameter
- ✓ Oxygen free copper



PRA502



Connectors


Loudspeaker cable - 2-pin speakON - HighFlex™

Product code	Length
PRA502/1.5	1.5 meter
PRA502/3	3 meter
PRA502/5	5 meter
PRA502/10	10 meter
PRA502/15	15 meter
PRA502/20	20 meter



Highlights

- ✓ Highflex™ Solid & flexible jacket
- ✓ 2.5mm² (13 AWG) thin and dense stranded conductors
- ✓ Ø 8 mm outer diameter
- ✓ Oxygen free copper
- ✓ 60 mm transparent shrink sleeve



PRA504



Connectors

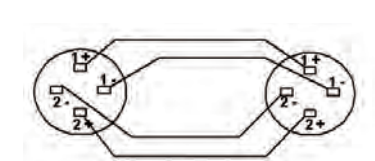
Loudspeaker cable - 4-pin speakON - HighFlex™

Product code	Length
PRA504/1.5	1.5 meter
PRA504/3	3 meter
PRA504/5	5 meter
PRA504/10	10 meter
PRA504/15	15 meter
PRA504/20	20 meter



Highlights

- ✓ Highflex™ Solid & flexible jacket
- ✓ 4 conductors for 2-channel loudspeaker connection
- ✓ Ø 11 mm outer diameter
- ✓ Oxygen free copper
- ✓ 60 mm transparent shrink sleeve





CLA600



Connectors

Jack male mono - Jack male mono

Product code	Length
CLA600/1.5	1,5 meter
CLA600/3	3 meter
CLA600/5	5 meter

Highlights

- ✓ 26 AWG thin and dense stranded conductors
- ✓ Flexible PVC jacket
- ✓ Braided shielding
- ✓ 6.0 mm (Ø) outer diameter
- ✓ Oxygen free copper



CLA603



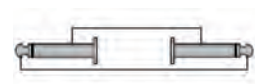
Connectors

2 x 6.3 mm Jack male mono - 2 x 6.3 mm Jack male mono angled

Product code	Length
CLA603/3	3 meter
CLA603/5	5 meter

Highlights

- ✓ 28 AWG thin and dense stranded conductors
- ✓ Flexible PVC jacket
- ✓ Spiral shielding
- ✓ Oxygen free copper
- ✓ 4 x 8 mm (Ø) outer diameter



CLA610



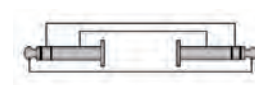
Connectors

Jack male stereo - Jack male stereo

Product code	Length
CLA610/1.5	1,5 meter
CLA610/3	3 meter
CLA610/5	5 meter
CLA610/10	10 meter

Highlights

- ✓ 28 AWG thin and dense stranded conductors
- ✓ Flexible PVC jacket
- ✓ Braided shielding
- ✓ 6.0 mm (Ø) outer diameter
- ✓ Oxygen free copper



CLA631



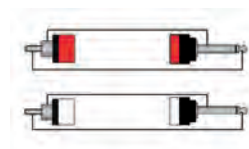
Connectors

2 x RCA/Cinch male - 2 x 6.3 mm Jack male mono

Product code	Length
CLA631/1.5	1,5 meter
CLA631/3	3 meter
CLA631/5	5 meter

Highlights

- ✓ 28 AWG thin and dense stranded conductors
- ✓ Flexible PVC jacket
- ✓ Spiral shielding
- ✓ Oxygen free copper
- ✓ 4 x 8 mm (Ø) outer diameter



CLA650



Connectors

6.3 mm Jack male mono - 6.3 mm Jack male mono angled - for guitar

Product code	Length
CLA650/1.5	1,5 meter
CLA650/3	3 meter
CLA650/5	5 meter

Highlights

- ✓ 26 AWG thin and dense stranded conductors
- ✓ Flexible PVC jacket
- ✓ Braided shielding
- ✓ 6.0 mm (Ø) outer diameter
- ✓ Oxygen free copper



CLA719



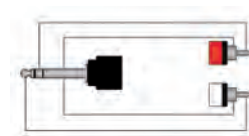
Connectors

6.3 mm Jack male stereo - 2 x RCA/Cinch male

Product code	Length
CLA719/1.5	1,5 meter
CLA719/3	3 meter

Highlights

- ✓ 28 AWG thin and dense stranded conductors
- ✓ Flexible PVC jacket
- ✓ Spiral shielding
- ✓ 4.0 mm (Ø) outer diameter
- ✓ Oxygen free copper





CLA701



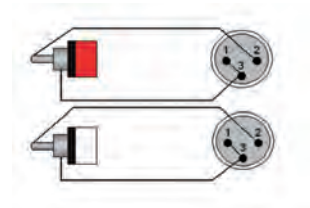
Connectors

Analog signal cable - 2 x XLR male - 2 x RCA/Cinch male

Product code	Length
CLA701/1.5	1.5 meter
CLA701/3	3 meter

Highlights

- ✓ Flexible PVC jacket
- ✓ 28 AWG thin and dense stranded conductors
- ✓ 4 x 8 mm (Ø) outer diameter
- ✓ Oxygen free copper
- ✓ Spiral shielding



CLA703



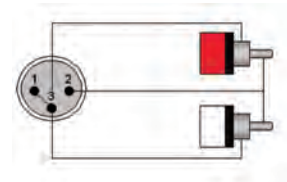
Connectors

Analog signal cable - XLR male - 2 x RCA/Cinch male

Product code	Length
CLA703/1.5	1.5 meter
CLA703/3	3 meter

Highlights

- ✓ Flexible PVC jacket
- ✓ 28 AWG thin and dense stranded conductors
- ✓ 5.0 mm (Ø) outer diameter
- ✓ Oxygen free copper
- ✓ Spiral shielding



CLA705



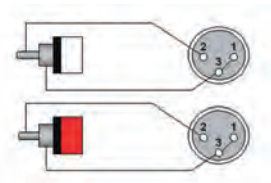
Connectors

Analog signal cable - 2 x XLR female - 2 x RCA/Cinch male

Product code	Length
CLA705/1.5	1.5 meter
CLA705/3	3 meter

Highlights

- ✓ Flexible PVC jacket
- ✓ 28 AWG thin and dense stranded conductors
- ✓ 4 x 8 mm (Ø) outer diameter
- ✓ Oxygen free copper
- ✓ Spiral shielding



CLA708



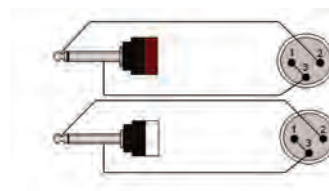
Connectors

Analog signal cable - 2 x XLR male - 2 x 6.3 mm Jack male mono

Product code	Length
CLA708/1.5	1.5 meter
CLA708/3	3 meter

Highlights

- ✓ Flexible PVC jacket
- ✓ 28 AWG thin and dense stranded conductors
- ✓ 4 x 8 mm (Ø) outer diameter
- ✓ Oxygen free copper
- ✓ Spiral shielding



CLA709



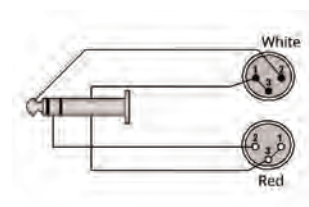
Connectors

Analog signal cable - 6.3 mm Jack male stereo - XLR male & XLR female

Product code	Length
CLA709/3	3 meter

Highlights

- ✓ Flexible PVC jacket
- ✓ 28 AWG thin and dense stranded conductors
- ✓ 4 x 8 mm (Ø) outer diameter
- ✓ Oxygen free copper
- ✓ Spiral shielding



CLA711



Connectors

Analog signal cable - 3.5 mm Jack male stereo - 2 x RCA/Cinch male

Product code	Length
CLA711/1.5	1.5 meter
CLA711/3	3 meter
CLA711/5	5 meter
CLA711/10	10 meter
CLA711/15	15 meter
CLA711/20	20 meter

Highlights

- ✓ Flexible PVC jacket
- ✓ 28 AWG thin and dense stranded conductors
- ✓ 4.0 mm (Ø) outer diameter
- ✓ Oxygen free copper
- ✓ Spiral shielding





CLA712



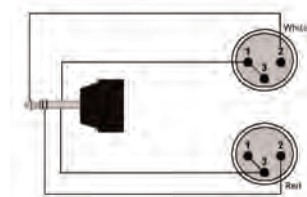
Connectors

Analog signal cable - 3.5 mm Jack male stereo - 2 x XLR male

Product code	Length
CLA712/1.5	1.5 meter
CLA712/3	3 meter

Highlights

- ✓ Flexible PVC jacket
- ✓ 28 AWG thin and dense stranded conductors
- ✓ 4.0 mm (Ø) outer diameter
- ✓ Oxygen free copper
- ✓ Spiral shielding



CLA713



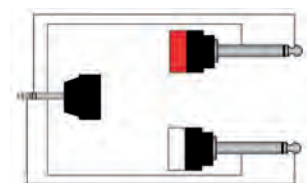
Connectors

Analog signal cable - 3.5 mm Jack male stereo - 2 x 6.3 mm Jack male mono

Product code	Length
CLA713/1.5	1.5 meter
CLA713/3	3 meter

Highlights

- ✓ Flexible PVC jacket
- ✓ 28 AWG thin and dense stranded conductors
- ✓ 4.0 mm (Ø) outer diameter
- ✓ Oxygen free copper
- ✓ Spiral shielding



CLA716



Connectors

Analog signal cable - 3.5 mm Jack male stereo - 3.5 mm Jack male stereo

Product code	Length
CLA716/0.7	0.7 meter
CLA716/1.5	1.5 meter
CLA716/3	3 meter
CLA716/5	5 meter
CLA716/10	10 meter
CLA716/15	15 meter

Highlights

- ✓ Flexible PVC jacket
- ✓ 28 AWG thin and dense stranded conductors
- ✓ 4.0 mm (Ø) outer diameter
- ✓ Oxygen free copper
- ✓ Spiral shielding



CLA718



Connectors

Analog signal cable - 3.5 mm Jack male stereo - 3.5 mm Jack angled male stereo

Product code	Length
CLA718/1.5	1.5 meter
CLA718/3	3 meter

Highlights

- ✓ Flexible PVC jacket
- ✓ 28 AWG thin and dense stranded conductors
- ✓ 4.0 mm (Ø) outer diameter
- ✓ Oxygen free copper
- ✓ Spiral shielding



CLA720



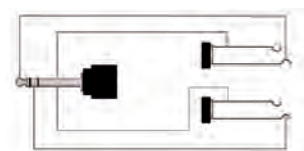
Connectors

Analog signal cable - 6.3 mm Jack angled male stereo - 2 x 6.3 mm Jack female stereo

Product code	Length
CLA720/1.5	1.5 meter

Highlights

- ✓ Flexible PVC jacket
- ✓ 28 AWG thin and dense stranded conductors
- ✓ 6.0 mm (Ø) outer diameter
- ✓ Oxygen free copper
- ✓ Braided shielding



CLA721



Connectors

6.3 mm Jack male stereo - 2 x 6.3 mm Jack male

Product code	Length
CLA721/1.5	1,5 meter
CLA721/3	3 meter

Highlights

- ✓ 28 AWG thin and dense stranded conductors
- ✓ Flexible PVC jacket
- ✓ Spiral shielding
- ✓ 4.0 mm (Ø) outer diameter
- ✓ Oxygen free copper





CLA723



Connectors

Analog signal cable - XLR female - 6.3 mm Jack male stereo

Product code	Length
CLA723/1.5	1.5 meter

Highlights

- ✓ Flexible PVC jacket
- ✓ 28 AWG thin and dense stranded conductors
- ✓ 6.0 mm (Ø) outer diameter
- ✓ Oxygen free copper
- ✓ Braided shielding



CLA724



Connectors

Analog signal cable - XLR male - 6.3 mm Jack male stereo

Product code	Length
CLA724/1.5	1.5 meter
CLA724/3	3 meter
CLA724/5	5 meter
CLA724/10	10 meter

Highlights

- ✓ Flexible PVC jacket
- ✓ 28 AWG thin and dense stranded conductors
- ✓ 6.0 mm (Ø) outer diameter
- ✓ Oxygen free copper
- ✓ Braided shielding



CLA735



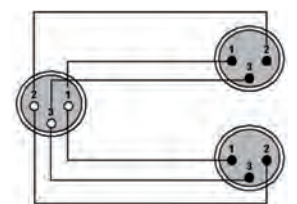
Connectors

XLR female - 2 x XLR male

Product code	Length
CLA735/1.5	1,5 meter

Highlights

- ✓ 28 AWG thin and dense stranded conductors
- ✓ Flexible PVC jacket
- ✓ Spiral shielding
- ✓ 5.0 mm (Ø) outer diameter
- ✓ Oxygen free copper



CLA800




Connectors

Analog signal cable - 2 x RCA/Cinch male - 2x RCA/Cinch male

Product code	Length
CLA800/0.5	0.5 meter
CLA800/1	1 meter
CLA800/1.5	1.5 meter
CLA800/3	3 meter
CLA800/5	5 meter
CLA800/10	10 meter
CLA800/15	15 meter
CLA800/20	20 meter

Highlights

- ✓ Flexible PVC jacket
- ✓ 28 AWG thin and dense stranded conductors
- ✓ 4 x 8 mm (Ø) outer diameter
- ✓ Oxygen free copper
- ✓ Spiral shielding





CLA830



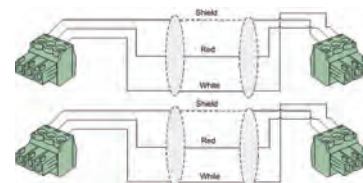
Connectors

Analog signal cable - 2 x terminal block
- 2 x terminal block (3p - 3.81mm)

Product code	Length
CLA830/0.25	0.25 meter
CLA830/0.5	0.5 meter
CLA830/1	1 meter
CLA830/1.5	1.5 meter
CLA830/3	3 meter

Highlights

- ✓ Flexible PVC jacket
- ✓ 26 AWG thin and dense stranded conductors
- ✓ 4 x 8 mm (Ø) outer diameter
- ✓ Oxygen free copper
- ✓ Spiral shielding



CLA832



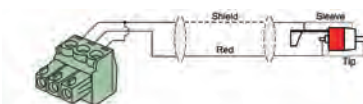
Connectors

Analog signal cable - 2 x RCA/Cinch - 2
x terminal block (3p - 3.81mm)

Product code	Length
CLA832/0.5	0.5 meter
CLA832/1	1 meter
CLA832/1.5	1.5 meter
CLA832/3	3 meter

Highlights

- ✓ Flexible PVC jacket
- ✓ 26 AWG thin and dense stranded conductors
- ✓ 4 x 8 mm (Ø) outer diameter
- ✓ Oxygen free copper
- ✓ Spiral shielding



CLA834



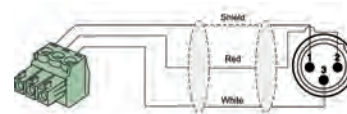
Connectors

Analog signal cable - 2 x XLR male - 2 x
terminal block (3p - 3.81mm)

Product code	Length
CLA834/0.5	0.5 meter
CLA834/1	1 meter
CLA834/1.5	1.5 meter
CLA834/3	3 meter

Highlights

- ✓ Flexible PVC jacket
- ✓ 26 AWG thin and dense stranded conductors
- ✓ 4 x 8 mm (Ø) outer diameter
- ✓ Oxygen free copper
- ✓ Spiral shielding



CLA850



Connectors

Analog signal cable - 2 x RCA/Cinch female - 2 x RCA/Cinch male

Product code	Length
CLA850/1.5	1.5 meter
CLA850/3	3 meter
CLA850/5	5 meter

Highlights

- ✓ Flexible PVC jacket
- ✓ 28 AWG thin and dense stranded conductors
- ✓ 4 x 8 mm (Ø) outer diameter
- ✓ Oxygen free copper
- ✓ Spiral shielding



CLA835



Connectors

Analog signal cable - 2 x XLR female - 2 x terminal block (3p - 3.81mm)

Product code	Length
CLA835/0.5	0.5 meter
CLA835/1	1 meter
CLA835/1.5	1.5 meter
CLA835/3	3 meter

Highlights

- ✓ Flexible PVC jacket
- ✓ 26 AWG thin and dense stranded conductors
- ✓ 4 x 8 mm (Ø) outer diameter
- ✓ Oxygen free copper
- ✓ Spiral shielding





CLA900




Connectors

6.3 mm Jack male - XLR female

Product code	Length
CLA900/3	3 meter
CLA900/5	5 meter
CLA900/10	10 meter

Highlights

- ✓ 26 AWG thin and dense stranded conductors
- ✓ Flexible PVC jacket
- ✓ Braided shielding
- ✓ 6.0 mm (Ø) outer diameter
- ✓ Oxygen free copper



CLA901



Connectors

Analog signal cable - XLR male - XLR female

Product code	Length
CLA901/0.5	0.5 meter
CLA901/1	1 meter
CLA901/1.5	1.5 meter
CLA901/3	3 meter
CLA901/5	5 meter
CLA901/10	10 meter
CLA901/15	15 meter
CLA901/20	20 meter

Highlights


- ✓ Flexible PVC Jacket
- ✓ 24 AWG thin and dense stranded conductors
- ✓ Ø 6.0 mm outer diameter
- ✓ Oxygen free copper conductors
- ✓ Braided shielding



High quality XLR connections

Oxygen free copper conductors

Flexible PVC jacket



CLA904



Connectors

Analog signal cable - XLR angled male
- XLR angled female

Product code	Length
CLA904/1.5	1.5 meter
CLA904/5	5 meter

Highlights

- ✓ Flexible PVC Jacket
- ✓ 24 AWG thin and dense stranded conductors
- ✓ Ø 6.0 mm outer diameter
- ✓ Oxygen free copper conductors
- ✓ Braided shielding



CAB901



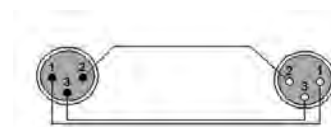
Connectors

Analog signal cable - XLR male - XLR
female

Product code	Length
CAB901/0.5	0.5 meter
CAB901/1	1 meter
CAB901/1.5	1.5 meter
CAB901/3	3 meter
CAB901/5	5 meter
CAB901/10	10 meter
CAB901/15	15 meter
CAB901/20	20 meter

Highlights

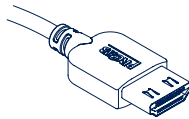
- ✓ Flexible PVC jacket
- ✓ 24 AWG thin and dense stranded conductors
- ✓ Ø 6 mm outer diameter
- ✓ Spiral shielding
- ✓ Oxygen free copper conductors





AV & IT - Premade solutions

Premade Video



Discover our wide selection of video cables that will enable you to transmit your video signals from a media device to any monitor.



CSV210



Connectors

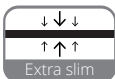
Slimline video cable - HDMI 2.0
– HDMI A male - HDMI A male -
HighFlex™

Product code	Length
CSV210B/0.5	0.5 meter
CSV210B/1	1 meter
CSV210B/1.5	1.5 meter
CSV210B/2	2 meter
CSV210B/3	3 meter
CSV210B/5	5 meter

Highlights

- ✓ HDMI 2.0 full compliant
- ✓ Support 4K @ 60Hz 4:4:4 up to 5 meter
- ✓ 18 Gbps
- ✓ Semi-Lock™ feature with higher withdrawal force
- ✓ Superthin cable Ø 4.5 mm
- ✓ Slim connector design

CSV310



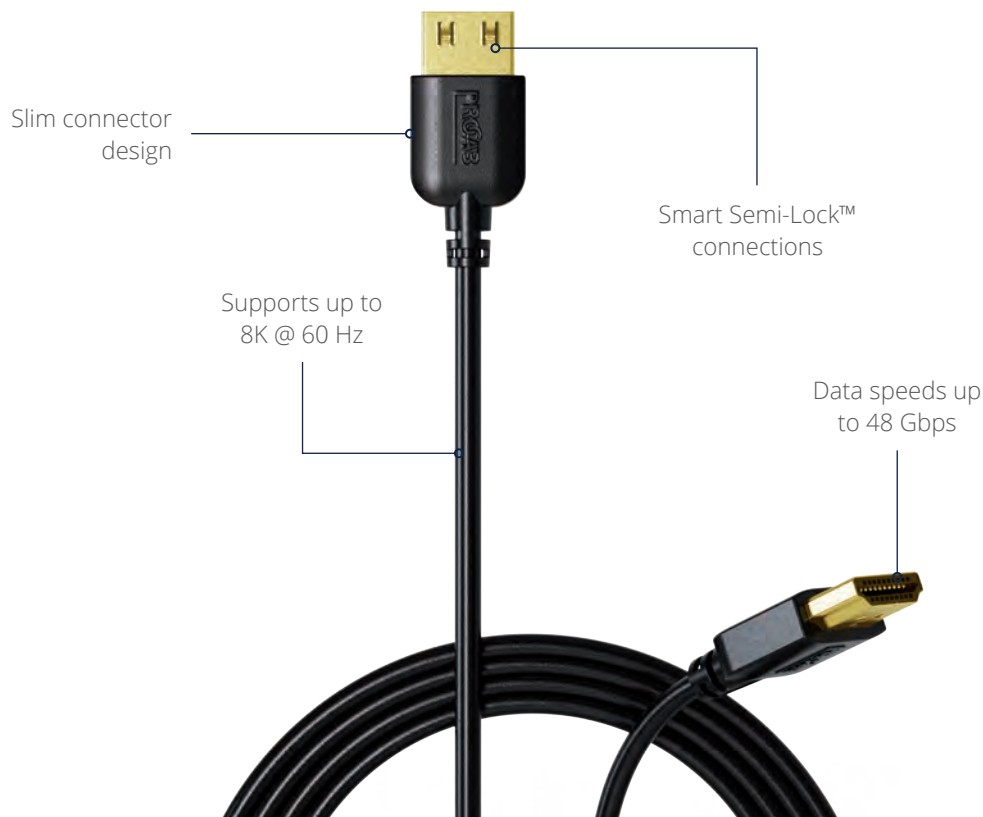
Connectors

Slimline video cable - Ultra high-speed
HDMI 2.1 – HDMI A male - HDMI A
male - HighFlex™

Product code	Length
CSV310B/0.5	0.5 meter
CSV310B/1	1 meter
CSV310B/1.5	1.5 meter
CSV310B/2	2 meter
CSV310B/3	3 meter
CSV310B/5	5 meter

Highlights

- ✓ HDMI 2.1 full compliant
- ✓ Support 8K @ 60 Hz up to 5 meter
- ✓ 48 Gbps
- ✓ Semi-Lock™ feature with higher withdrawal force
- ✓ Slim connector design





CLV210A



Connectors

Video cable - HDMI A male - HDMI A male - Active optical - HighFlex™


Product code	Length
CLV210A/10	10 meter
CLV210A/15	15 meter
CLV210A/20	20 meter

Highlights

- ✓ Resolutions up to ultra HD 4K 2160p (4096 x 2160) 4:4:4 at 60 Hz
- ✓ No electronic interference
- ✓ Compatible with all current and emerging HDR standards
- ✓ Bandwidth of 18 Gbps via OM3 fiber optical fiber technology
- ✓ Semi-Lock™ feature with higher withdrawal force



Gold plated



Optical fiber



Semi-Lock



4K

Ultra HD



HDMI HIGH SPEED with ETHERNET

CLV215A



Connectors

Video cable - HDMI A male - HDMI A male - Active optical - Interchangeable connector


Product code	Length
CLV215A/10	10 meter
CLV215A/15	15 meter
CLV215A/20	20 meter
CLV215A/30	30 meter
CLV215A/40	40 meter

Highlights

- ✓ HDMI 2.0
- ✓ Ultra HD 4K 2160p
- ✓ Fiber optic technology
- ✓ Flexible outer jacket
- ✓ 1 x exchangeable connector
- ✓ HDMI ARC up to 50 meter
- ✓ Semi-Lock™ feature with higher withdrawal force



Gold plated



Optical fiber



Semi-Lock



4K

Ultra HD



LSHF



HDMI HIGH SPEED with ETHERNET

Ultra HD 4K 2160p
HDMI ARC up to 50 meter


Exchangeable
connector

Smart Semi-Lock™
connections





CLV220A



Connectors


Video cable - HDMI A male - HDMI A male - Active optical - Interchangeable connectors

Product code	Length
CLV220A/10	10 meter
CLV220A/15	15 meter
CLV220A/20	20 meter
CLV220A/30	30 meter
CLV220A/40	40 meter
CLV220A/50	50 meter
CLV220A/70	70 meter
CLV220A/100	100 meter

Highlights

- ✓ HDMI 2.0
- ✓ Ultra HD 4K 2160p
- ✓ Fiber optic technology
- ✓ Flexible outer jacket
- ✓ Exchangeable connectors
- ✓ HDMI ARC up to 50 meter
- ✓ Semi-Lock™ feature with higher withdrawal force

CLV310A




Connectors

Video cable - HDMI 2.1 Active optical cable – HDMI A male - HDMI A male - HighFlex™


Product code	Length
CLV310A/10	10 meter
CLV310A/15	15 meter
CLV310A/20	20 meter

Highlights

- ✓ Resolutions up to 8K (7680 x 4320p) 4:4:4 at 60 Hz
- ✓ No electronic interference
- ✓ Compatible with all current and emerging HDR standards
- ✓ Bandwidth of 48 Gbps via OM3 optical fiber technology
- ✓ Backward compatible with HDMI 2.0 and HDMI 1.4
- ✓ Semi-Lock™ feature with higher withdrawal force



CLV315A



Connectors

Video cable - HDMI 2.1 Active optical cable – HDMI A male - HDMI A male - HighFlex™ - Interchangeable connector

Product code	Length
CLV315A/10	10 meter
CLV315A/15	15 meter
CLV315A/20	20 meter

Highlights

- ✓ Resolutions up to 8K (7680 x 4320p) 4:4:4 at 60 Hz
- ✓ No electronic interference
- ✓ 1 x exchangeable connector
- ✓ Compatible with all current and emerging HDR standards
- ✓ Bandwidth of 48 Gbps via OM3 optical fiber technology
- ✓ Backward compatible with HDMI 2.0 and HDMI 1.4
- ✓ Semi-Lock™ feature with higher withdrawal force

CLV100



< 10 m

≥ 10 m

Connectors

Video cable - HDMI A male - HDMI A male

Product code	Length
CLV100/1.5	1.5 meter
CLV100/3	3 meter
CLV100/5	5 meter
CLV100/7.5	7.5 meter
CLV100/10	10 meter

Highlights

- ✓ Flexible PVC Jacket
- ✓ Oxygen free copper conductors
- ✓ Triple shielding (2 x Al-foil + Braiding)
- ✓ Standard speed up to 1080i
- ✓ High speed up to 1080p
- ✓ Audio return channel

CLV200



< 10 m

≥ 10 m

Connectors

Video cable - HDMI A male - HDMI A male - LSHF

Product code	Length
CLV200/5	5 meter
CLV200/7.5	7 meter
CLV200/10	10 meter

Highlights

- ✓ Low smoke & halogen free jacket
- ✓ Oxygen free copper conductors
- ✓ Triple shielding (2 x Al-foil + Braiding)
- ✓ Standard speed up to 1080i
- ✓ High speed up to 1080p
- ✓ Audio return channel



BSV110



Connectors

Video cable - HDMI A male - HDMI A male

Product code	Length
BSV110/0.5	0.5 meter
BSV110/1	1 meter
BSV110/1.5	1.5 meter
BSV110/2	2 meter
BSV110/3	3 meter
BSV110/5	5 meter
BSV110/10	10 meter

Highlights

- ✓ Flexible PVC jacket
- ✓ Ethernet support
- ✓ Audio return channel
- ✓ Thin and dense stranded conductors
- ✓ Triple shielding (2 x Al-foil + Braiding)
- ✓ Oxygen free copper
- ✓ 30 AWG conductor (lengths <10 m)
- ✓ 28 AWG conductor (lengths ≥10 m)

BSV150



Connectors

Video cable - Displayport - Displayport

Product code	Length
BSV150/1.5	1.5 meter
BSV150/3	3 meter
BSV150/5	5 meter

Highlights

- ✓ Flexible PVC jacket
- ✓ Latching connectors
- ✓ DisplayPort 1.2 compliant
- ✓ Thin and dense stranded conductors
- ✓ Triple shielding
- ✓ Oxygen free copper

BSP510



Connectors

Video cable adapter - Displayport (Male) to HDMI (Female) adapter

Product code	Length
BSP510	0.2 meter

Highlights

- ✓ DisplayPort to HDMI adapter
- ✓ DisplayPort 20 pin Male – HDMI 19 pin Female
- ✓ DisplayPort 1.1 and High speed HDMI compliant
- ✓ Locking DisplayPort connector
- ✓ ESD protected
- ✓ Supports resolutions up to 1920 x 1200 / 1080p

HDM100



Connectors

Video cable - Pre-made open ended contractor cable

Product code	Length
HDM100/6	6 meter
HDM100/15	15 meter

Highlights

- ✓ One connector already mounted
- ✓ Separate connector included
- ✓ Cable holders & metal shell included
- ✓ Optional CTV100 toolkit (See page 118)



CLV114



Connectors

Video cable - SVGA male - SVGA male

Product code	Length
CLV114/1.5	1.5 meter
CLV114/10	10 meter
CLV114/15	15 meter
CLV114/25	25 meter
CLV114/30	30 meter

Highlights

- ✓ Flexible PVC Jacket
- ✓ 28 AWG thin and dense stranded conductors
- ✓ Ø 7.5 mm outer diameter
- ✓ Oxygen free copper conductors
- ✓ Double Al foil shielding
- ✓ 5 Coaxial conductors carrying the RGBHV Video
- ✓ All pins are connected
- ✓ Supports Extended Display Identification Data (EDID)

CLV115



Connectors

Video cable - SVGA male & 3.5 mm Jack male stereo - SVGA male & 3.5 mm Jack male stereo

Product code	Length
CLV115/20	20 meter
CLV115/25	25 meter
CLV115/30	30 meter

Highlights

- ✓ Integrated stereo audio section
- ✓ Flexible PVC Jacket
- ✓ 28 AWG thin and dense stranded conductors
- ✓ Ø 7.5 mm outer diameter
- ✓ Oxygen free copper conductors
- ✓ Double Al foil shielding

Mini jack cable length

- ✓ Projector side: 15 cm
- ✓ Computer side: 50 cm

CLV140



Connectors

Video cable - DVI D male - DVI D male - Dual link

Product code	Length
CLV140/1.5	1.5 meter
CLV140/3	3 meter
CLV140/5	5 meter
CLV140/10	10 meter

Highlights

- ✓ Flexible PVC Jacket
- ✓ 26 AWG thin and dense stranded conductors
- ✓ Ø 11.0 mm outer diameter
- ✓ Oxygen free copper conductors
- ✓ Triple shielding (2 x Al-foil + Braiding)

CLV160



Connectors

Video cable - DVI D male - HDMI A male

Product code	Length
CLV160/1.5	1.5 meter
CLV160/3	3 meter
CLV160/5	5 meter
CLV160/10	10 meter

Highlights

- ✓ Flexible PVC Jacket
- ✓ 24 AWG thin and dense stranded conductors
- ✓ Ø 8.8 mm outer diameter
- ✓ Oxygen free copper conductor
- ✓ Triple shielding

CLV156



Connectors

BNC male - BNC male - 50 ohm

Product code	Length
CLV156/0.5	0.5 meter
CLV156/1	1 meter
CLV156/1.5	1.5 meter
CLV156/3	3 meter
CLV156/5	5 meter
CLV156/10	10 meter
CLV156/20	20 meter

Highlights

- ✓ Flexible PVC jacket
- ✓ 26 AWG thin and dense stranded conductors
- ✓ 5.0 mm (Ø) outer diameter
- ✓ Oxygen free copper
- ✓ Braided shielding

CLV158



Connectors

Video cable - SD-SDI cable - BNC male - BNC male

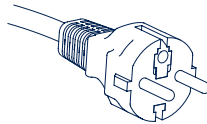
Product code	Length
CLV158/15	15 meter
CLV158/20	20 meter

Highlights

- ✓ Flexible PVC Jacket
- ✓ 24 AWG solid conductor
- ✓ Ø 5.0 mm outer diameter
- ✓ Oxygen free copper conductor
- ✓ Braided bare copper shielding



Premade Power



These long-lasting flexible power cables are used for the power transmission towards professional equipment.



CAB475



CAB475-F



CAB475-G



Connectors

Power cable - Schuko male - Schuko female - French or German

Product code	Length
CAB475/1.5-F	1.5 meter
CAB475/3-F	3 meter
CAB475/5-F	5 meter
CAB475/10-F	10 meter

Product code	Length
CAB475/1.5-G	1.5 meter
CAB475/3-G	3 meter
CAB475/5-G	5 meter
CAB475/10-G	10 meter

Highlights

- ✓ Extension power cable
- ✓ Female schuko power connector
- ✓ Male schuko power connector
- ✓ 3 conductors (section of 1.5 mm²)
- ✓ French or german connectors



CAB475-F



CAB475-G

CAB480




Connectors

Power cable - euro power male - euro power female - 3 x 1.5 mm²

Product code	Length
CAB480/0.5	0.5 meter
CAB480/0.75	0.75 meter
CAB480/1	1 meter
CAB480/1.5	1.5 meter
CAB480/2	2 meter
CAB480/3	3 meter
CAB480/5	5 meter

Highlights

- ✓ Euro power male
- ✓ Euro power female connector
- ✓ 3 conductors (section of 1.5 mm²)
- ✓ PVC exterior



CAB490



Connectors

Power cable - schuko male - euro
power female - PVC lead - 3 x 1.5 mm²

Product code	Length
CAB490/0.5	0.5 meter
CAB490/0.75	0.75 meter
CAB490/1	1 meter
CAB490/1.5	1.5 meter
CAB490/2	2 meter
CAB490/3	3 meter
CAB490/5	5 meter
CAB490/10	10 meter

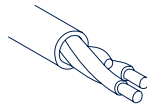
Highlights

- ✓ Schuko power male
- ✓ Euro power female connector
- ✓ 3 conductors (section of 1.5 mm²)
- ✓ PVC exterior





Bulk Data



PROCAB offers a wide range of high-quality bulk cables for networking & data transfer. Our selection includes both networking as digital DMX AES cables in various configurations and lengths. It doesn't matter if you need a small amount or a whole reel, you can expect the best quality with our bulk data cables.

Construction product regulation certified (CPR)

As a manufacturer of professional cabling we feel responsible to provide cabling you can rely on every day.

That's why we chose to offer CPR certified cabling with maximum fire safety. In case of a fire, most casualties are a result of the toxic smokes.

By providing cabling which nearly eliminates toxic smokes and in addition ceases the fire from spreading, we hope to contribute to a safer future.

PROCAB,
Your CPR certified partner.

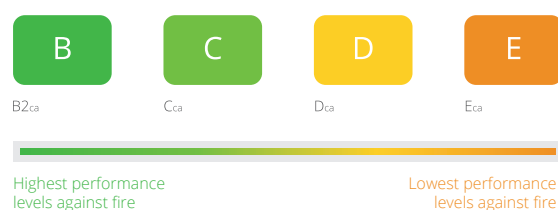
What is CPR?

The Construction Products Regulation (CPR) is an EU regulation for installation cables, classifying cables based on their fire performance. It is aimed to improve the fire safety in buildings.



Why CPR?

In case of a fire, the biggest danger is the toxic smoke. Since buildings are filled with cabling, the risk of spreading fire is very big. To improve the overall fire safety, the installed cables have to be within a certain standard, the new CPR cabling will resist the spreading of fire while minimizing toxic gasses released.



Goals of CPR

The construction product regulation has three main goals:

- ✓ Guarantee higher safety levels for fire and dangerous substances
- ✓ Ensure harmonization across the European union
- ✓ Provide greater clarity and traceability

What are the responsibilities of the manufacturer?

After the initial test to determine which CPR class corresponds with the cables fire performance, the manufacturer is required to consistently carry out follow-up tests by the Notifying Laboratory. The manufacturer is obligated to provide a Declaration of Performance for all available cables wherein all information regarding the manufacturer, cable identification, applicable standard, certifying organism and CPR performance can be found.

Which CPR class cable do I need for my project?

The CPR cable standards are harmonized throughout Europe. However, Every country makes it's own regulations regarding which CPR class cabling has to be used in different types of buildings. To know which CPR class cabling you need, please check your local norms.

What do the different classes mean?

Although CPR classes range from Aca to Fca, in reality very few cables will reach the Aca and B1ca standards. In reality only cabling from classes B2ca, Cca, Dca and Eca will be used in buildings. With B2ca being the highest class, providing the best fire performance, and Eca being the lowest class providing limited fire performance.

Additional levels of classification:

- ✓ s: The amount of smoke emitted
- ✓ d: flaming droplets and particles
- ✓ a: acidity of the smoke

Euroclasses are classes of CPR cabling, every class has it's specific requirements by which the cabling needs to be tested. The Euroclass table shows every class with its specific properties regarding the fire performance.

Euro class	Cable	Classification criteria	Additional classification	Contribution to fire
Aca	Unburnable cable	EN ISO 1716 Gross heat of combustion	It's unlikely many cables will meet class Aca	None
B1ca	Cabling with improved fire performance	EN 50399 Heat release Flame spread	Smoke production (s1, s2, s3) EN 50399/EN 61034-2	Minimal
B2ca			Flaming droplets (d0, d1, d2) EN 50267-2-3	Very limited
Cca			Acidity (a1, a2, a3) EN 50399	Limited
Dca				Average
Eca	Standard cabling	EN 60332-1-2 Flame propagation	-	High
Fca	Undetermined cabling	-	-	Undetermined

3 types of Additional criteria



Smoke concentration

These classes of smoke production clarify the amount of smoke released in case of fire.

- ✓ **s1**: very little smoke production
- ✓ **s1a**: s1 with visibility over 80%
- ✓ **s1b**: s1 with visibility ranging from 60% to 80%
- ✓ **s2**: intermediate smoke production
- ✓ **s3**: Neither s1 or s2

Burning droplets

These classes indicate the amount of burning droplets.

- ✓ **d0**: no falling droplets
- ✓ **d1**: burning droplets persist less than 10ms
- ✓ **d2**: neither d0 or d1



Acidity of the smoke


These classes indicate the amount of acidity in the smoke.

- ✓ **a1**: Low acidity (UNE-EN 60754-2 conductivity <2,5ms/mm y pH > 4.3)
- ✓ **a2**: Intermediate values of acid (UNE-EN 60754-2 conductivity <10 ms/mm y pH > 4.3)
- ✓ **a3**: neither a1 or a2

Declaration of performance

The declaration of performance is an important document, providing all necessary information regarding the fire performance of the cable. All construction products according to a European standard need this declaration accompanied by a CE mark. This way transparency between the manufacturer, distributor and installer is increased.

It contains the manufacturer, identification of the cable, the evaluation system, applicable standard, the certifying body and the CPR class.



DECLARATION OF PERFORMANCE

No. S-DOP-F1-L001

1. Unique identification code of the product type:
S-F1-L001

2. Type, batch or serial number or any other element allowing identification of the construction product as required under Article 11(4):
Procab CCT50U/3

3. Intended use or uses of the construction product, in accordance with the applicable harmonised technical specification, as foreseen by the manufacturer:
Telecommunication cables in buildings and other civil engineering works with the objective of limiting the generation and spread of fire and smoke

4. Name, registered trade name or registered trade mark and contact address of the manufacturer as required under Article 11(5):
**PVS NV/Procab Belgium
Veldstraat 99, 3500 Hasselt Belgium**

5. Where applicable, name and contact address of the authorised representative whose mandate covers the tasks specified in Article 12(2):
As above

6. System or systems of assessment and verification of constancy of performance of the construction product as set out in CPR, Annex V:
System 3

7. In case of the declaration of performance concerning a construction product covered by a harmonised standard:
Notified product certification body No. 2661 performed the determination of product type and of FPC

8. Declared performance:


Essential characteristics	Performance	Harmonised technical specification
Reaction to fire	Dec-g2, d2, s1	EN50575:2014+A1:2016
Dangerous substances	None	

7. The performance of the product identified in points 1 and 2 is in conformity with the declared performance in point 8.

This declaration of performance is issued under the sole responsibility of the manufacturer identified in point 4.
Signed for and on behalf of the manufacturer by:

Hasselt, 2017-04-26

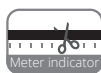
Patrick Van de Sande, Manager





CCT70S-CCA

Contractor CAT7 S/FTP cable



INNER CONDUCTOR



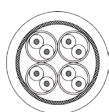
SHIELDING



HIGHLIGHTS

- ✓ EN50399 CPR Euroclass Cca-s1a,d1,a1
- ✓ 600 Mhz performance, up to 10GBase-T
- ✓ IEC 60332-1 NHFR compliant
- ✓ Al-foil individual & braided overall shielding

CROSS SECTION



SPECIFICATIONS

Type of cable	S/FTP CAT7 Networking cable
Inner conductor	BC 1 x 0.566 mm (Ø) (OFC)
Inner conductor section	0,25 mm ²
American Wire Gauge	23 AWG
Insulation	Foamed PE
Number of conductors	8 (4 pairs)
Conductor twisting	Yes
Shielding	Al-mylar, 100% coverage – 25% overlap
Overall shielding	TC 10 x 8 x 0.08 mm (Ø) (OFC) - braid
Seperator	None
Outer jacket	LSZH
Outer jacket color	Black
Smoke concentration	s1a: s1 with visibility over 80%
Burning droplets	d1: burning droplets persist less than 10ms
Acidity of the smoke	a1: Low acidity (UNE-EN 60754-2)
Max. Delay / Skew	<25ns / 100m
Rated voltage	300 V
Nom. Velocity of propagation	76%
Characteristic impedance	100 Ω ± 15 Ω
Max. conductor DC resistance	7.9 Ω / 100m
Max. conductor DC resistance unbalanced	< 2%
Nom. mutual capacitance	5,6µF/100m
Pair to ground capacitance unbalance Max Capacitance	< 160pF/100m
Pair to ground capacitance unbalance	< 330pF/100m

AVAILABLE LENGTHS

305 m plastic reel : CCT70S-CCA/3



CCT65F-B2CA/CCA/DCA

Contractor CAT6A U/FTP cable



INNER CONDUCTOR



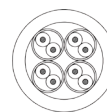
SHIELDING



HIGHLIGHTS

- ✓ EN50399 CPR Euroclass B2ca-s1a,d1,a1 (CCT65F-B2CA)
Cca-s1a,d1,a1 (CCT65F-CCA)
Dca-s1a,d1,a1 (CCT65F-DCA)
- ✓ 500 Mhz performance, up to 10GBase-T
- ✓ Al-foil shielding

CROSS SECTION



SPECIFICATIONS

Type of cable	U/FTP CAT6A Networking cable
Inner conductor	BC 1 x 0.56 mm (Ø) (OFC)
Inner conductor section	0,25 mm ²
American Wire Gauge	23 AWG
Insulation	Foamed PE
Number of conductors	8 (4 pairs)
Conductor twisting	Yes
Shielding	Al-mylar, 100% coverage – 25% overlap
Outer jacket	LSZH
Outer jacket color	Black
Smoke concentration	s1a: s1 with visibility over 80%
Burning droplets	d1: burning droplets persist less than 10ms
Acidity of the smoke	a1: Low acidity (UNE-EN 60754-2)
Max. Delay / Skew	<25ns / 100m
Rated voltage	300 V
Nom. Velocity of propagation	74%
Characteristic impedance	100 Ω ± 15 Ω
Max. conductor DC resistance	7.9 Ω / 100m
Max. conductor DC resistance unbalanced	< 2%
Nom. mutual capacitance	5,6µF/100m
Pair to ground capacitance unbalance Max Capacitance	≤ 5.6 (nF / 100 m)
Pair to ground capacitance unbalance	≤ 160 (pF / 100 m)

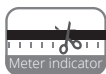
AVAILABLE LENGTHS

305 m plastic reel: CCT65F-B2CA/3, CCT65F-CCA/3, CCT65F-DCA/3



CCT60U-B2CA/CCA

Contractor CAT6 U/FTP cable



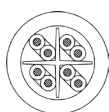
INNER CONDUCTOR



HIGHLIGHTS

- ✓ EN50399 CPR Euroclass B2ca-s1a,d1,a1 (CCT60U-B2CA) Cca-s1a,d1,a1 (CCT60U-CCA)
- ✓ 250 Mhz performance, up to 1000Base-T
- ✓ "+" Shaped separator to reduce crosstalk

CROSS SECTION



SPECIFICATIONS

Type of cable	U/FTP CAT6A Networking cable
Inner conductor	BC 1 x 0.56 mm (Ø) (OFC)
Inner conductor section	0,25 mm²
American Wire Gauge	23 AWG
Insulation	Foamed PE
Number of conductors	8 (4 pairs)
Conductor twisting	Yes
Shielding	Al-mylar, 100% coverage – 25% overlap
Outer jacket	LSZH
Outer jacket color	Black
Smoke concentration	s1a: s1 with visibility over 80% s2: intermediate smoke production (DCA)
Burning droplets	d1: burning droplets persist less than 10ms
Acidity of the smoke	a1: Low acidity (UNE-EN 60754-2)
Max. Delay / Skew	<45ns / 100m
Rated voltage	300 V
Nom. Velocity of propagation	69%
Characteristic impedance	100 Ω ± 15 Ω
Max. conductor DC resistance	8.2 Ω / 100m
Max. conductor DC resistance unbalanced	< 2%
Nom. mutual capacitance	5,6µF/100m
Pair to ground capacitance unbalance	< 160pF/100m

AVAILABLE LENGTHS

305 m plastic reel: CCT60U-B2CA/3, CCT60U-CCA/3



CMX222-CCA

Contractor DMX-AES cable



INNER CONDUCTOR	SHIELDING
STRANDED TINNED COPPER	ALUMINUM FOIL TINNED COPPER BRAIDING

HIGHLIGHTS

- ✓ EN50399 CPR Euroclass Cca-s1a,d1,a1
- ✓ 22 AWG (0.34 mm²) thin and dense stranded conductors
- ✓ Class 5 IEC 60228 compliant



SPECIFICATIONS

Type of cable	110 Ω DMX-AES
EN50399 CPR Euroclass	Cca-s1a,d1,a1
Inner conductor	TC 7 x 0.25 mm (Ø) (OFC)
Inner conductor section	0.34 mm²
Insulation	Polypropylene 2 mm (Ø)
Insulation color	Red / White
Number of conductors	2
Shielding	Al-Mylar
TC 16 x 8 x 0.1 mm - braiding	Al-mylar, 100% coverage – 25% overlap
Outer jacket	Polyolefin 5.8 mm (Ø)
Outer jacket color	Black
American Wire Gauge	22 AWG
Rated voltage	100 V
Impedance	10% ± 110 Ω
Max. operation voltage	250 V
Max. conductor resistance	Max. 53 Ω / km @ --°C
Capacitance - Cond/Cond	38.88 pF / m @ 1 (± 10%) kHz
Inductance - Cond/Cond	0.923 nH / m @ 1 (± 10%) MHz
Resistance - Insulation	>500 M Ω / km
Temperature range	
› Fixed installations	- 15 °C till + 80 °C
› Flexible installations	- 5 °C till + 80 °C
Bending radius	
› Fixed installations	15 x outer diameter
› Flexible installations	15 x outer diameter

AVAILABLE LENGTHS

100 m wooden reel: CMX422-CCA/1
300 m wooden reel: CMX422-CCA/3



CMX422-CCA

Contractor DMX-512 cable



INNER CONDUCTOR	SHIELDING
STRANDED TINNED COPPER	ALUMINUM FOIL TINNED COPPER BRAIDING

HIGHLIGHTS

- ✓ EN50399 CPR Euroclass Cca-s1a,d1,a1
- ✓ 22 AWG (0.34 mm²) thin and dense stranded conductors
- ✓ Class 5 IEC 60228 compliant



SPECIFICATIONS

Type of cable	110 Ω DMX-512
EN50399 CPR Euroclass	Cca-s1a,d1,a1
Inner conductor	TC 7 x 0.25 mm (Ø) (OFC)
Inner conductor section	0.34 mm²
Insulation	Polypropylene 1.7 mm (Ø)
Insulation color	Black / White / Red / Yellow
Number of conductors	4
Shielding	Al-Mylar
TC 16 x 8 x 0.1 mm - braiding	Al-mylar, 100% coverage – 25% overlap
Outer jacket	Polyolefin 7.0 mm (Ø)
Outer jacket color	Black
American Wire Gauge	22 AWG
Rated voltage	100 V
Impedance	10% ± 110 Ω
Max. operation voltage	250 V
Max. conductor resistance	Max. 53 Ω / km @ --°C
Capacitance - Cond/Cond	45.28 pF / m @ 1 (± 10%) kHz
Inductance - Cond/Cond	0.792 nH / m @ 1 (± 10%) MHz
Resistance - Insulation	>500 M Ω / km
Temperature range	
› Fixed installations	- 15 °C till + 80 °C
› Flexible installations	- 5 °C till + 80 °C
Bending radius	
› Fixed installations	15 x outer diameter
› Flexible installations	15 x outer diameter


AVAILABLE LENGTHS

100 m wooden reel: CMX422-CCA/1
300 m wooden reel: CMX422-CCA/3



DMX30

DMX-AES cable



110Ω

Impedance

INNER CONDUCTOR



SHIELDING



HIGHLIGHTS

- ✓ Flexible PVC jacket
- ✓ Double shielding (Al-foil + Braiding)
- ✓ 110 Ohm digital signal cable
- ✓ DMX-AES

CROSS SECTION



SPECIFICATIONS

Inner conductor	BC 20 x 0.12 mm
Inner conductor section	0.23 mm ²
Insulation	Foamed PE Ø 1.6 mm
Insulation color	Red / White
Number of conductors	2
Conductor twisting	Yes
Shielding	BC 16 x 4 x 0.12 mm - braiding
Aluminium foil	Al-mylar, 100% coverage – 25% overlap
Shielding %	100 %
Filling	Cotton yarn
Outer jacket	Flexible PVC
Outer jacket color	Black
Outer jacket dimensions	Ø 6.0 mm
Impedance	110 Ohm
American Wire Gauge	24 AWG
Temperature range	
› Fixed installations	- 40°C till + 80°C
› Flexible installations	- 25°C till + 70°C
Bending radius	
› Fixed installations	8 x outer diameter
› Flexible installations	10 x outer diameter

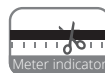
AVAILABLE LENGTHS

100 m plastic reel: DMX30/1



DMX50

DMX-512 cable



110Ω

Impedance

INNER CONDUCTOR



SHIELDING



HIGHLIGHTS

- ✓ Flexible PVC jacket
- ✓ Double shielding (Al-foil + Braiding)
- ✓ 110 Ohm digital signal cable
- ✓ DMX-512

CROSS SECTION




SPECIFICATIONS

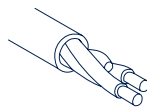
Inner conductor	TC 10 x 0.12 mm
Inner conductor section	0.12 mm ²
Insulation	PE Ø 1.56 mm
Insulation color	Black / Red / White / Yellow
Number of conductors	4
Conductor twisting	Yes
Shielding	TC 16 x 6 x 0.12 mm - braiding
Aluminium foil	Aluminium foil
Shielding %	100 %
Filling	Cotton yarn
Outer jacket	Flexible PVC
Outer jacket color	Black
Outer jacket dimensions	Ø 6.5 mm
Impedance	110 Ohm
American Wire Gauge	26 AWG
Temperature range	
› Fixed installations	- 40°C till + 80°C
› Flexible installations	- 25°C till + 70°C
Bending radius	
› Fixed installations	8 x outer diameter
› Flexible installations	10 x outer diameter

AVAILABLE LENGTHS

100 m plastic reel: DMX50/1



Bulk Audio



When choosing an installation cable for your next project, there are many different parameters to consider: CPR certification, length, overall diameter, flexibility, and conductivity. We have a large range of bulk audio cables for creating connections between loudspeakers, amplifiers and other audio equipment.



ALS07 - ALS15 - ALS25 Loudspeaker cables



HIGHLIGHTS

- ✓ CCA conductors
- ✓ Thin and dense stranded conductors
- ✓ Color coded polarity identification

INNER CONDUCTOR



CROSS SECTION



SPECIFICATIONS

Cable model	ALS07	ALS15	ALS25
Type of cable	CCA speaker cable	CCA speaker cable	CCA speaker cable
Inner conductor	CCA 42 x 0.15 mm	CCA 48 x 0.20 mm	CCA 49 x 0.25 mm
Inner conductor section	2 x 0.75 mm ²	2 x 1.5 mm ²	2 x 2.5 mm ²
Composition	85 % Al - 15 % Cu	85 % Al - 15 % Cu	85 % Al - 15 % Cu
Conductor twisting	No	No	No
Outer jacket	Flexible PVC	Flexible PVC	Flexible PVC
Outer jacket dimensions	2.5 x 5.1 mm	3.2 x 6.5 mm	3.6 x 7.4 mm
Lead resistance - 100 m	3.61 Ohm	1.81 Ohm	1.12 Ohm
American Wire Gauge	19 AWG	16 AWG	13 AWG

Temperature range	fixed installation	- 40°C till + 80°C
	flexible installation	- 25°C till + 70°C
Bending radius	fixed installation	8 x outer diameter
	flexible installation	10 x outer diameter

AVAILABLE LENGTHS

100 m plastic wrapped air coil: ALS07/1, ALS15/1, ALS25/1
500 m wooden reel: ALS07/5, ALS15/5, ALS25/5

PR series

Twisted assembling cable

PR4x01: brown - black


HIGHLIGHTS

✓ Twisted & separable wires


✓ Different colors for pair identification


✓ Reduced crosstalk due to twisting


INNER CONDUCTOR


STRANDED TINNED
COPPER


CROSS SECTION





PR4x02: red - black


PR4x04: yellow - black

PR4x05: green - black

PR4x06: blue - black

PR4x07: purple - black

PR4x08: grey - black

PR4x09: white - black

SPECIFICATIONS		
Cable model	PR43	PR46
Type of cable	Twisted assembling cable	Twisted assembling cable
Inner conductor	TC 8 x 0.2 mm	BC 56 x 0.15 OFC
Inner conductor section	0.25 mm ²	1.0 mm ²
Insulation	PVC Ø 1.4 mm	PVC Ø 2.6 mm
Insulation color	Red / Black / Yellow / Blue / Grey / Brown / Orange / Green / Purple / White	Red / Black / Yellow / Blue / Grey / Brown / Orange / Green / Purple / White
Number of conductors	2	2
Conductor twisting	Yes	Yes
American Wire Gauge	23 AWG	17 AWG

AVAILABLE LENGTHS	
100 m plastic reel:	PR4301/1, PR4304/1, PR4305/1, PR4306/1, PR4308/1, PR4309/1 PR4601/1, PR4602/1, PR4604/1, PR4605/1, PR4606/1, PR4607/1, PR4608/1, PR4609/1



RZ15 - RZ25 - RZ40

Loudspeaker cables



HIGHLIGHTS

- ✓ Parallel & separable wires
- ✓ Thin and dense stranded conductors
- ✓ Color coded polarity identification

INNER CONDUCTOR



CROSS SECTION



SPECIFICATIONS

Cable model	RZ15	RZ25	RZ40
Type of cable	Speaker cable	Speaker cable	Speaker cable
Inner conductor	BC 20 x 7 x 0.12 mm	BC 30 x 7 x 0.12 mm	BC 50 x 7 x 0.12 mm
Inner conductor section	1.5 mm ²	2.5 mm ²	4 mm ²
Number of conductors	2	2	2
Conductor twisting	No	No	No
Outer jacket	Flexible PVC	Flexible PVC	Flexible PVC
Outer jacket color	Black with red molded line	Black with red molded line	Black with red molded line
Outer jacket dimensions	3 x 6 mm	4 x 8 mm	5 x 10 mm
Lead resistance - 100 m	1.2 Ohm	0.9 Ohm	0.5 Ohm
Cable crosstalk - 100 m	Min 74 dB	Min 74 dB	Min 74 dB
Cap. lead to lead - meter @ 1 kHz	95 pF	118 pF	128 pF
American Wire Gauge	16 AWG	13 AWG	11 AWG

Temperature range	fixed installation	- 40°C till + 80°C
	flexible installation	- 25°C till + 70°C
Bending radius	fixed installation	8 x outer diameter
	flexible installation	10 x outer diameter

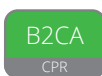
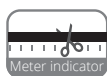
AVAILABLE LENGTHS

100 m plastic reel: RZ15/1, RZ25/1, RZ40/1



CLS215-B2CA/CCA

Contractor loudspeaker cable



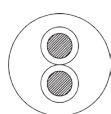
INNER CONDUCTOR



HIGHLIGHTS

- ✓ EN50399 CPR Euroclass B2ca-s1b,d0,a1 (CLS215-B2CA)
Cca-s1b,d0,a1 (CLS215-CCA)
- ✓ Thin and dense stranded conductors
- ✓ Class 5 IEC 60228 compliant

CROSS SECTION



SPECIFICATIONS

Type of cable	2-core loudspeaker cable
Inner conductor	BC 28 x 0.25 mm (Ø) (OFC)
Inner conductor section	1.5 mm ²
American Wire Gauge	16 AWG
Insulation	Ø 3.1 mm Polyolefin (CLS215-B2CA) Ø 2.5 mm Polyolefin (CLS215-CCA)
Insulation color	Red / Blue
Number of conductors	2
Conductor twisting	Yes
Filling	None
Separator	None
Outer jacket	Polyolefin
Outer jacket diameter	Ø 9 mm (CLS215-B2CA) Ø 7 mm (CLS215-CCA)
Outer jacket color	Black
Smoke concentration	s1b: s1 with visibility ranging from 60% to 80%
Burning droplets	d0: no falling droplets
Acidity of the smoke	a1: Low acidity (UNE-EN 60754-2)
Max. conductor DC resistance	13.3 (Ohm/Km)
Dielectric strength	2 (KV / 1 min. DC)
Voltage rating	500V
Temperature range	
› Fixed installations	- 15 °C till + 80 °C
› Flexible installations	- 5 °C till + 80 °C

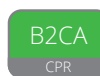
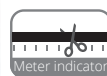
AVAILABLE LENGTHS

100 m : CLS215-B2CA/1, CLS215-CCA/1
300 m : CLS215-B2CA/3, CLS215-CCA/3



CLS225-B2CA/CCA

Contractor loudspeaker cable



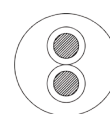
INNER CONDUCTOR



HIGHLIGHTS

- ✓ EN50399 CPR Euroclass B2ca-s1b,d0,a1 (CLS225-B2CA)
Cca-s1b,d0,a1 (CLS225-CCA)
- ✓ Thin and dense stranded conductors
- ✓ Class 5 IEC 60228 compliant

CROSS SECTION



SPECIFICATIONS

Type of cable	2-core loudspeaker cable
Inner conductor	BC 40 x 0.263 mm (Ø) (OFC)
Inner conductor section	2.5 mm ²
American Wire Gauge	13 AWG
Insulation	Ø 3.5 mm Polyolefin (CLS225-B2CA) Ø 2.0 mm Polyolefin (CLS225-CCA)
Insulation color	Red / Blue
Number of conductors	2
Conductor twisting	Yes
Filling	None
Separator	None
Outer jacket	Polyolefin
Outer jacket diameter	Ø 9.6 mm (CLS225-B2CA) Ø 8.5 mm (CLS225-CCA)
Outer jacket color	Black
Smoke concentration	s1b: s1 with visibility ranging from 60% to 80%
Burning droplets	d0: no falling droplets
Acidity of the smoke	a1: Low acidity (UNE-EN 60754-2)
Max. conductor DC resistance	7.98 (Ohm/Km)
Dielectric strength	2 (KV / 1 min. DC)
Voltage rating	500V
Temperature range	
› Fixed installations	- 15 °C till + 80 °C
› Flexible installations	- 5 °C till + 80 °C

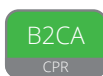
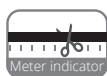
AVAILABLE LENGTHS

100 m : CLS225-B2CA/1, CLS225-CCA/1
300 m : CLS225-B2CA/3, CLS225-CCA/3



CLS240-B2CA/CCA

Contractor loudspeaker cable



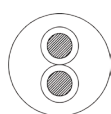
INNER CONDUCTOR



HIGHLIGHTS

- ✓ EN50399 CPR Euroclass B2ca-s1b,d0,a1 (CLS240-B2CA)
- ✓ Cca-s1b,d0,a1 (CLS240-CCA)
- ✓ Thin and dense stranded conductors
- ✓ Class 5 IEC 60228 compliant

CROSS SECTION



SPECIFICATIONS

Type of cable	2-core loudspeaker cable
Inner conductor	BC 48 x 0.31 mm (Ø) (OFC)
Inner conductor section	4 mm ²
American Wire Gauge	11 AWG
Insulation	Ø 4.5 mm Polyolefin (CLS240-B2CA) Ø 4.0 mm Polyolefin (CLS240-CCA)
Insulation color	Red / Blue
Number of conductors	2
Conductor twisting	Yes
Filling	None
Separator	None
Outer jacket	Polyolefin
Outer jacket diameter	Ø 11.7 mm (CLS240-B2CA) Ø 10.2 mm (CLS240-CCA)
Outer jacket color	Black
Smoke concentration	s1b: s1 with visibility ranging from 60% to 80%
Burning droplets	d0: no falling droplets
Acidity of the smoke	a1: Low acidity (UNE-EN 60754-2)
Max. conductor DC resistance	4.95 (Ohm/Km)
Dielectric strength	2 (KV / 1 min. DC)
Voltage rating	500V
Temperature range	
› Fixed installations	- 15 °C till + 80 °C
› Flexible installations	- 5 °C till + 80 °C

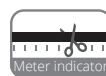
AVAILABLE LENGTHS

100 m : CLS240-B2CA/1, CLS240-CCA/1
300 m : CLS240-B2CA/3, CLS240-CCA/3



CLS425-CCA

Contractor loudspeaker cable



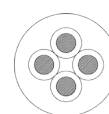
INNER CONDUCTOR



HIGHLIGHTS

- ✓ EN50399 CPR Euroclass Cca-s1b,d0,a1
- ✓ Thin and dense stranded conductors
- ✓ Class 5 IEC 60228 compliant

CROSS SECTION



SPECIFICATIONS

Type of cable	4-core loudspeaker cable
Inner conductor	BC 40 x 0.263 mm (Ø) (OFC)
Inner conductor section	2.5 mm ²
American Wire Gauge	13 AWG
Insulation	Ø 3.0 mm Polyolefin
Insulation color	Black, Red, Blue, Yellow
Number of conductors	4
Conductor twisting	Yes
Filling	None
Separator	None
Outer jacket	Polyolefin
Outer jacket diameter	Ø 9.5 mm
Outer jacket color	Black
Smoke concentration	s1b: s1 with visibility ranging from 60% to 80%
Burning droplets	d0: no falling droplets
Acidity of the smoke	a1: Low acidity (UNE-EN 60754-2)
Max. conductor DC resistance	7.98 (Ohm/Km)
Dielectric strength	2 (KV / 1 min. DC)
Voltage rating	500V
Temperature range	
› Fixed installations	- 15 °C till + 80 °C
› Flexible installations	- 5 °C till + 80 °C

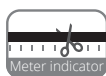
AVAILABLE LENGTHS

100 m : CLS425-CCA/1
300 m : CLS425-CCA/3



CLS440-CCA

Contractor loudspeaker cable



INNER CONDUCTOR

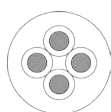


STRANDED OXYGEN FREE
COPPER

HIGHLIGHTS

- ✓ EN50399 CPR Euroclass Cca-s1b,d0,a1
- ✓ Thin and dense stranded conductors
- ✓ Class 5 IEC 60228 compliant

CROSS SECTION



SPECIFICATIONS

Type of cable	4-core loudspeaker cable
Inner conductor	BC 48 x 0.31 mm (Ø) (OFC)
Inner conductor section	4 mm ²
American Wire Gauge	11 AWG
Insulation	Ø 4.0 mm Polyolefin
Insulation color	Black, Red, Blue, Yellow
Number of conductors	4
Conductor twisting	Yes
Filling	None
Separator	None
Outer jacket	Polyolefin
Outer jacket diameter	Ø 11.8 mm
Outer jacket color	Black
Smoke concentration	s1b: s1 with visibility ranging from 60% to 80%
Burning droplets	d0: no falling droplets
Acidity of the smoke	a1: Low acidity (UNE-EN 60754-2)
Max. conductor DC resistance	7.98 (Ohm/Km)
Dielectric strength	2 (KV / 1 min. DC)
Voltage rating	500V
Temperature range	
› Fixed installations	- 15 °C till + 80 °C
› Flexible installations	- 5 °C till + 80 °C

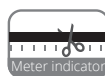
AVAILABLE LENGTHS

300 m : CLS440-CCA/3



CLS840-CCA

Contractor loudspeaker cable



INNER CONDUCTOR



STRANDED OXYGEN FREE
COPPER

HIGHLIGHTS

- ✓ EN50399 CPR Euroclass Cca-s1b,d0,a1
- ✓ Thin and dense stranded conductors
- ✓ Class 5 IEC 60228 compliant

CROSS SECTION



SPECIFICATIONS

Type of cable	8-core loudspeaker cable
Inner conductor	BC 48 x 0.31 mm (Ø) (OFC)
Inner conductor section	4 mm ²
American Wire Gauge	11 AWG
Insulation	Ø 4.0 mm Polyolefin
Insulation color	Red, Black, Blue, Yellow, Green, Grey, Orange, White
Number of conductors	8
Conductor twisting	Yes
Filling	None
Separator	None
Outer jacket	Polyolefin
Outer jacket diameter	Ø 16.4 mm
Outer jacket color	Black
Smoke concentration	s1b: s1 with visibility ranging from 60% to 80%
Burning droplets	d0: no falling droplets
Acidity of the smoke	a1: Low acidity (UNE-EN 60754-2)
Max. conductor DC resistance	4.95 (Ohm/Km)
Dielectric strength	2 (KV / 1 min. DC)
Voltage rating	500V
Temperature range	
› Fixed installations	- 15 °C till + 80 °C
› Flexible installations	- 5 °C till + 80 °C


AVAILABLE LENGTHS

300 m : CLS840-CCA/3



BLS207 - BLS215 - BLS225

Loudspeaker cables



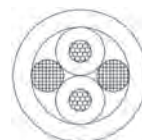
HIGHLIGHTS

- ✓ Double isolated
- ✓ Combining advantages of bare copper and aluminum wiring
- ✓ Stranded conductors
- ✓ Smooth & durable outer jacket
- ✓ Easy pulling capabilities
- ✓ White version available (BLS215 & BLS225)

INNER CONDUCTOR



CROSS SECTION



SPECIFICATIONS

Cable model	BLS207	BLS215	BLS225
Type of cable	2-core loudspeaker cable	2-core loudspeaker cable	2-core loudspeaker cable
Inner conductor	CCA 24 x 0.2 mm (Ø)	CCA 30 x 0.25 mm (Ø)	CCA 49 x 0.25 mm (Ø)
Inner conductor section	2 x 0.75 mm ²	2 x 1.5 mm ²	2 x 2.5 mm ²
Inner conductor insulation material	PVC 2.4 mm (Ø)	PVC 3.1 mm (Ø)	PVC 3.8 mm (Ø)
Inner conductor audio conductor twisting	Lay length ≤ 60 mm	Lay length ≤ 60 mm	Lay length ≤ 60 mm
Separator	None	None	None
Outer jacket	Flexible PVC 6.5 mm (Ø)	Flexible PVC 8 mm (Ø)	Flexible PVC 9.8 mm (Ø)
American Wire Gauge	18 AWG	16 AWG	13 AWG
Max. conductor DC resistance	37 (Ω / Km)	19 (Ω / Km)	37 (Ω / Km)
Dielectric strength	2 (KV / 1 min. DC)	2 (KV / 1 min. DC)	2 (KV / 1 min. DC)
Conductor compositions	75 % Al - 25 % Cu	75 % Al - 25 % Cu	75 % Al - 25 % Cu
Temperature range	fixed installation flexible installation	- 20°C till + 80°C - 15°C till + 60°C	
Bending radius	fixed installation flexible installation	8 x outer diameter 10 x outer diameter	

AVAILABLE LENGTHS

100 m plastic reel: BLS207/1, BLS215/1, BLS215W/1, BLS225/1, BLS225W/1
 300 m wooden reel: BLS207/3, BLS215/3, BLS215W/3, BLS225/3, BLS225W/3



LSS504

4-core loudspeaker cable



INNER CONDUCTOR



HIGHLIGHTS

- ✓ Flexible PVC jacket
- ✓ 5 x 0.4 mm² (22 AWG) stranded conductors
- ✓ Integrated 0.56 mm² steel core for loudspeaker suspending

CROSS SECTION



SPECIFICATIONS

Type of cable	Speaker cable with steel safety core
Inner conductor	BC 23 x 0.15 mm
Inner conductor section	0.40 mm ²
Insulation	PVC Ø 1.8 mm
Insulation color	Red / Green / Blue / Yellow / Black
Number of conductors	5
Conductor twisting	Yes
Steel core	7 x 0.32 mm
Steel core section	0.56 mm ²
Filling	Cotton yarn
Separator	Cotton paper
Outer jacket	Flexible PVC
Outer jacket color	Black
Outer jacket dimensions	Ø 6.5 mm
American Wire Gauge	22 AWG
Temperature range	
› Fixed installations	- 40 °C till + 80 °C
› Flexible installations	- 25 °C till + 70 °C
Bending radius	
› Fixed installations	8 x outer diameter
› Flexible installations	10 x outer diameter

AVAILABLE LENGTHS

100 m plastic reel: LSS504B/1, LSS504W/1



LS815

8-core loudspeaker cable

INNER CONDUCTOR



HIGHLIGHTS

- ✓ Flexible PVC jacket
- ✓ 15 AWG thin and dense stranded conductors
- ✓ 8 conductors for 4-channel loudspeaker connection

CROSS SECTION



SPECIFICATIONS

Type of cable	8-core speaker cable
Inner conductor	BC 133 x 0.12 mm
Inner conductor section	1.5 mm ²
Insulation	PVC Ø 2.8 mm
Insulation color	Red / Black / Blue / Yellow / Green / Grey / Orange / White
Number of conductors	8
Conductor twisting	Yes
Filling	Cotton yarn
Separator	Cotton paper
Outer jacket	Flexible PVC
Outer jacket color	Black
Outer jacket dimensions	Ø 12 mm
Lead resistance - 100 m	0.66 Ohm
Cable crosstalk - 100 m	Min 64 dB
American Wire Gauge	15 AWG
Temperature range	
› Fixed installations	- 40 °C till + 80 °C
› Flexible installations	- 25 °C till + 70 °C
Bending radius	
› Fixed installations	6 x outer diameter
› Flexible installations	8 x outer diameter

AVAILABLE LENGTHS

500 m wooden reel: LS815/5



SIG48 - SIG58 Unbalanced & balanced signal cables



HIGHLIGHTS

- ✓ Parallel & separable wires
- ✓ 25 AWG stranded conductors
- ✓ Spiral shielding

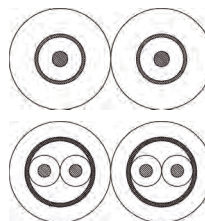
INNER CONDUCTOR

STRANDED OXYGEN FREE
COPPER

SHIELDING

BARE COPPER
SPIRAL

CROSS SECTION



SPECIFICATIONS

Cable model	SIG48	SIG58
Type of cable	Unbalanced stereo signal cable	Balanced stereo signal cable
Inner conductor	BC 14 x 0.12 mm	2 x BC 14 x 0.12 mm
Inner conductor section	0.16 mm ²	0.16 mm ²
Insulation	LDPE Ø 1.6 mm	LDPE Ø 1.0 mm
Insulation color	Red / White	Red / White + Blue / White
Number of conductors	2 x 1	2 x 2
Conductor twisting	No	Yes
Shielding	BC 32 x 0.12 mm - spiral	BC 32 x 0.12 mm - spiral
Filling	None	None
Separator	None	None
Outer jacket	Flexible PVC	Flexible PVC
Outer jacket color	Black	Black
Outer jacket dimensions	4 x 8 mm	4 x 8 mm
Lead resistance - 100 m	10.6 Ohm	10.6 Ohm
Cable crosstalk - 100 m	Min 73.3 dB	Min 73.3 dB
Cap. lead to lead - meter @ 1 kHz	Not available	54 pF
Cap. lead to shielding - meter @ 1 kHz	98 pF	98 pF
American Wire Gauge	25 AWG	25 AWG

Temperature range	fixed installation	- 40°C till + 80°C
	flexible installation	- 25°C till + 70°C
Bending radius	fixed installation	6 x outer diameter
	flexible installation	8 x outer diameter

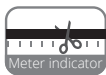
AVAILABLE LENGTHS

100 m plastic reel : SIG48/1, SIG58/1
500 m wooden reel : SIG58/5



CSB224-CCA

Contractor balanced signal cable



INNER CONDUCTOR



STRANDED OXYGEN FREE
COPPER

SHIELDING



ALUMINUM
FOIL




TINNED COPPER
DRAIN WIRE

HIGHLIGHTS

- ✓ EN50399 CPR Euroclass Cca-s1b,d1,a1
- ✓ 24 AWG (0.20 mm²) thin and dense stranded conductors
- ✓ Individual foil shielding with drain wire

CROSS SECTION



SPECIFICATIONS

Type of cable	Balanced signal cable
Inner conductor	BC 25 x 0.1 mm (Ø) (OFC)
Inner conductor section	0.20 mm²
American Wire Gauge	24 AWG
Insulation color	White, Red, Blue, Red
Number of conductors	2
Conductor twisting	Yes
Outer jacket	Polyolefin
Outer jacket diameter	Ø 11 mm
Outer jacket color	Black
Smoke concentration	s1b: s1 with visibility ranging from 60% to 80%
Burning droplets	d1: burning droplets persist less than 10ms
Acidity of the smoke	a1: Low acidity (UNE-EN 60754-2)
Max. conductor DC resistance	85 (Ohm/Km)
Dielectric strength	500 (KV / 1 min. DC)
Voltage rating	500V
Temperature range	
› Fixed installations	- 15 °C till + 80 °C
› Flexible installations	- 5 °C till + 80 °C

AVAILABLE LENGTHS

100 m wooden reel : CSB224-CCA/1
300 m wooden reel: CSB224-CCA/3



CMC222-CCA

Contractor microphone cable



INNER CONDUCTOR



SHIELDING



HIGHLIGHTS

- ✓ EN50399 CPR Euroclass Cca-s1b,d1,a1
- ✓ 22 AWG (0.34 mm²) thin and dense stranded conductors
- ✓ Individual foil shielding with drain wire

CROSS SECTION



SPECIFICATIONS

Type of cable	22 AWG Microphone cable
Inner conductor	BC 7 x 0.25 mm (Ø) (OFC)
Inner conductor section	0.34 mm ²
American Wire Gauge	22 AWG
Insulation	Ø 1.80 mm Polyolefin
Insulation color	Blue / Red
Number of conductors	2
Conductor twisting	Yes
Shielding	Al-foil + drain wire
Outer jacket	Polyolefin
Outer jacket diameter	Ø 6.2 mm
Outer jacket color	Black
Smoke concentration	s1b: s1 with visibility ranging from 60% to 80%
Burning droplets	d1: burning droplets persist less than 10ms
Acidity of the smoke	a1: Low acidity (UNE-EN 60754-2)
Max. conductor DC resistance	53 (Ohm/Km)
Dielectric strength	500 (KV / 1 min. DC)
Voltage rating	100V
Temperature range	
› Fixed installations	- 15 °C till + 80 °C
› Flexible installations	- 5 °C till + 80 °C

AVAILABLE LENGTHS

100 m : CMC222-CCA/1
300 m : CMC222-CCA/3



CMC224-CCA

Contractor microphone cable



INNER CONDUCTOR



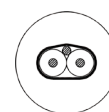
SHIELDING



HIGHLIGHTS

- ✓ EN50399 CPR Euroclass Cca-s1b,d1,a1
- ✓ 24 AWG (0.20 mm²) thin and dense stranded conductors
- ✓ Individual foil shielding with drain wire

CROSS SECTION



SPECIFICATIONS

Type of cable	24 AWG Microphone cable
Inner conductor	BC 25 x 0.1 mm (Ø) (OFC)
Inner conductor section	0.20 mm ²
American Wire Gauge	24 AWG
Insulation	Ø 1.60 mm Polyolefin
Insulation color	Blue / Red
Number of conductors	2
Conductor twisting	Yes
Shielding	Al-foil + drain wire
Outer jacket	Polyolefin
Outer jacket diameter	Ø 6.0 mm
Outer jacket color	Black
Smoke concentration	s1b: s1 with visibility ranging from 60% to 80%
Burning droplets	d1: burning droplets persist less than 10ms
Acidity of the smoke	a1: Low acidity (UNE-EN 60754-2)
Max. conductor DC resistance	85 (Ohm/Km)
Dielectric strength	500 (KV / 1 min. DC)
Voltage rating	100V
Temperature range	
› Fixed installations	- 15 °C till + 80 °C
› Flexible installations	- 5 °C till + 80 °C

AVAILABLE LENGTHS

100 m : CMC224-CCA/1
300 m : CMC224-CCA/3



BMC224

Microphone cable

INNER CONDUCTOR



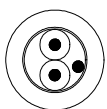
SHIELDING



HIGHLIGHTS

- ✓ 24 AWG thin and dense stranded conductors
- ✓ 3.8 mm (Ø) outer diameter

CROSS SECTION



SPECIFICATIONS

Type of cable	Microphone cable
Inner conductor	BC 7 x 0.20 mm
Inner conductor section	0.22 mm ²
Insulation	HDPE Ø 1.25 mm
Insulation color	Red / White
Conductor twisting	Yes
Shielding	Al-Mylar + Drian wire (24 AWG) 100% coverage - 25% Overlap
Shielding %	100% Al-foil / 60% braiding
Filling	None
Seperator	None
Outer jacket	PVS
Outer jacket color	Black
Outer jacket dimensions	Ø 3.8 mm
American Wire Gauge	24 AWG
Max. conductor DC resistance	93 (Ohm/Km)
Dielectric strength	500 (V/1 min. DC)
Voltage rating	30V
Insulation resistance	100 (M Ohm/Km)
Temperature range	
› Fixed installations	- 20 °C till + 75 °C
› Flexible installations	- 15 °C till + 60 °C
Bending radius	
› Fixed installations	8 x outer diameter
› Flexible installations	10 x outer diameter

AVAILABLE LENGTHS

100 m plastic reel : BMC224/1
300 m plastic reel: BMC224/3



MC105

Balanced microphone cable



INNER CONDUCTOR



SHIELDING



HIGHLIGHTS

- ✓ Flexible PVC jacket
- ✓ 26 AWG stranded conductors
- ✓ Spiral shielding
- ✓ Compact construction

CROSS SECTION



MC105B



MC105G



MC105W

SPECIFICATIONS

Type of cable	Balanced microphone cable
Inner conductor	2 x BC 7 x 0.15 mm
Inner conductor section	0.125 mm ²
Insulation	LDPE Ø 1.0 mm
Insulation color	Red / White
Number of conductors	2
Conductor twisting	Yes
Shielding	BC 32 x 0.12 mm - spiral
Filling	None
Separator	None
Outer jacket	Flexible PVC
Outer jacket color	Black / Grey / White
Outer jacket dimensions	Ø 3.5 mm
Lead resistance - 100 meter	13.75 Ohm
Cable crosstalk - 100 meter	Min 73.3 dB
Cap. lead to lead - meter @ 1 kHz	54 pF
Cap. lead to shielding - meter @ 1 kHz	98 pF
Velocity of propagation (%)	69.59 %
American Wire Gauge	26 AWG
Temperature range	
› Fixed installations	- 40 °C till + 80 °C
› Flexible installations	- 25 °C till + 70 °C
Bending radius	
› Fixed installations	6 x outer diameter
› Flexible installations	8 x outer diameter

AVAILABLE LENGTHS

100 m plastic reel: MC105B/1, MC105G/1, MC105W/1



MC305

Balanced microphone cable



INNER CONDUCTOR



SHIELDING



HIGHLIGHTS

- ✓ Flexible PVC jacket
- ✓ 24 AWG stranded conductors
- ✓ Spiral shielding

CROSS SECTION



MC305B



MC305R



MC305G



MC305W

SPECIFICATIONS

Type of cable	Balanced microphone cable
Inner conductor	2 x BC 20 x 0.12 mm
Inner conductor section	0.23 mm ²
Insulation	LDPE Ø 1.4 mm
Insulation color	Red / White
Number of conductors	2
Conductor twisting	Yes
Shielding	BC 64 x 0.12 mm - spiral
Filling	Cotton yarn
Separator	None
Outer jacket	Flexible PVC
Outer jacket color	Black / Blue / Red / Green / White
Outer jacket dimensions	Ø 6 mm
Lead resistance - 100 meter	7.9 Ohm
Cable crosstalk - 100 meter	Min 73.3 dB
Cap. lead to lead - meter @ 1 kHz	63 pF
Cap. lead to shielding - meter @ 1 kHz	115 pF
American Wire Gauge	24 AWG
Temperature range	
› Fixed installations	- 40 °C till + 80 °C
› Flexible installations	- 25 °C till + 70 °C
Bending radius	
› Fixed installations	6 x outer diameter
› Flexible installations	8 x outer diameter

AVAILABLE LENGTHS

100 m plastic reel: MC305/1, MC305B/1, MC305R/1, MC305G/1, MC305W/1
500 m plastic reel: MC305/5 (only available in black)

MC405

Balanced microphone cable



INNER CONDUCTOR



SHIELDING



HIGHLIGHTS

- ✓ Flexible PVC jacket
- ✓ 24 AWG stranded conductors
- ✓ Double shielding (Al-Foil + Braiding)

CROSS SECTION



SPECIFICATIONS

Type of cable	Balanced microphone cable
Inner conductor	2 x TC 20 x 0.12 mm
Inner conductor section	0.23 mm ²
Insulation	LDPE Ø 1.4 mm
Insulation color	Red / White
Number of conductors	2
Conductor twisting	Yes
Shielding	TC 64 x 0.12 mm – braiding Aluminium foil
Filling	Cotton yarn
Separator	None
Outer jacket	Flexible PVC
Outer jacket color	Black
Outer jacket dimensions	Ø 6 mm
Lead resistance - 100 meter	3.7 Ohm
Cable crosstalk - 100 meter	Min 76.2 dB
Cap. lead to lead - meter @ 1 kHz	113 pF
Cap. lead to shielding - meter @ 1 kHz	221 pF
American Wire Gauge	24 AWG
Temperature range	
› Fixed installations	- 40 °C till + 80 °C
› Flexible installations	- 25 °C till + 70 °C
Bending radius	
› Fixed installations	6 x outer diameter
› Flexible installations	8 x outer diameter

AVAILABLE LENGTHS

100 m plastic reel: MC405/1
500 m wooden reel: MC405/5



MCM102 - MCM104 - MCM108

Multicore balanced signal cables



HIGHLIGHTS

- ✓ Individual jacketed pairs
- ✓ 26 AWG stranded conductors
- ✓ Individual spiral shielding
- ✓ Numbered jacket pair identification

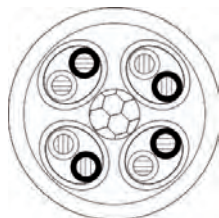
INNER CONDUCTOR



SHIELDING



CROSS SECTION



SPECIFICATIONS

Cable model	MCM102	MCM104	MCM108
Type of cable	Balanced signal multicable	Balanced signal multicable	Balanced signal multicable
Number of channels	2	4	8
Inner conductor	BC 7 x 0.15 mm	BC 7 x 0.15 mm	BC 7 x 0.15 mm
Inner conductor section	0.125 mm ²	0.125 mm ²	0.125 mm ²
Insulation	PE Ø 1.5 mm	PE Ø 1.5 mm	PE Ø 1.5 mm
Number of conductors	2 x 2	4 x 2	8 x 2
Conductor twisting	Yes	Yes	Yes
Shielding	32 x 0.12 mm - spiral	32 x 0.12 mm - spiral	32 x 0.12 mm - spiral
Jacket	Flexible PVC	Flexible PVC	Flexible PVC
Jacket color	Black	Black	Black
Jacket diameter	Ø 3.5 mm	Ø 3.5 mm	Ø 3.5 mm
Printing text	Number 1 to 2	Number 1 to 4	Number 1 to 8
Jacket packing	2 pieces paper foil	2 pieces paper foil	2 pieces paper foil
Outer jacket	Flexible PVC	Flexible PVC	Flexible PVC
Outer jacket color	Black	Black	Black
Outer jacket dimensions	Ø 10 mm	Ø 12 mm	Ø 15 mm
Lead resistance - 100 m	13.75 Ohm	13.75 Ohm	13.75 Ohm
Cable crosstalk - 100 m	Min 73.3 dB	Min 73.3 dB	Min 73.3 dB
Cap. lead to lead - meter @ 1 kHz	54 pF	54 pF	54 pF
Cap. lead to shielding - meter @ 1 kHz	98 pF	98 pF	98 pF
American Wire Gauge	26 AWG	26 AWG	26 AWG

Temperature range	fixed installation	- 40°C till + 80°C
	flexible installation	- 25°C till + 70°C
Bending radius	fixed installation	8 x outer diameter
	flexible installation	10 x outer diameter

AVAILABLE LENGTHS

Sold per meter: MCM102, MCM104, MCM108
100 m plastic reel: MCM102/1



MCM112 - MCM116 Multicore balanced signal cables



HIGHLIGHTS

- ✓ Individual jacketed pairs
- ✓ 26 AWG stranded conductors
- ✓ Individual spiral shielding
- ✓ Numbered jacket pair identification

INNER CONDUCTOR



SHIELDING



CROSS SECTION



SPECIFICATIONS

Cable model	MCM112	MCM116
Type of cable	Balanced signal multicable	Balanced signal multicable
Number of channels	12	16
Inner conductor	BC 7 x 0.15 mm	BC 7 x 0.15 mm
Inner conductor section	0.125 mm ²	0.125 mm ²
Insulation	PE Ø 1.5 mm	PE Ø 1.5 mm
Number of conductors	12 x 2	16 x 2
Conductor twisting	Yes	Yes
Shielding	32 x 0.12 mm - spiral	32 x 0.12 mm - spiral
Jacket	Flexible PVC	Flexible PVC
Jacket color	Black	Black
Jacket diameter	Ø 3.5 mm	Ø 3.5 mm
Printing text	Number 1 to 12	Number 1 to 16
Jacket packing	2 pieces paper foil	2 pieces paper foil
Outer jacket	Flexible PVC	Flexible PVC
Outer jacket color	Black	Black
Outer jacket dimensions	Ø 19 mm	Ø 21 mm
Lead resistance - 100 m	13.75 Ohm	13.75 Ohm
Cable crosstalk - 100 m	Min 73.3 dB	Min 73.3 dB
Cap. lead to lead - meter @ 1 kHz	54 pF	54 pF
Cap. lead to shielding - meter @ 1 kHz	98 pF	98 pF
American Wire Gauge	26 AWG	26 AWG

Temperature range	fixed installation	- 40°C till + 80°C
	flexible installation	- 25°C till + 70°C
Bending radius	fixed installation	8 x outer diameter
	flexible installation	10 x outer diameter

AVAILABLE LENGTHS

Sold per meter : MCM112, MCM116

MCM140 - MCM148

Multicore balanced signal cables



HIGHLIGHTS

- ✓ Individual jacketed pairs
- ✓ 26 AWG stranded conductors
- ✓ Individual spiral shielding
- ✓ Numbered jacket pair identification

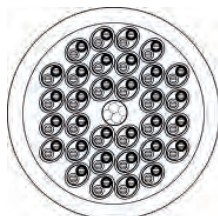
INNER CONDUCTOR



SHIELDING



CROSS SECTION



SPECIFICATIONS

Cable model	MCM140	MCM148
Type of cable	Balanced signal multicable	Balanced signal multicable
Number of channels	40	48
Inner conductor	BC 7 x 0.15 mm	BC 7 x 0.15 mm
Inner conductor section	0.125 mm ²	0.125 mm ²
Insulation	PE Ø 1.5 mm	PE Ø 1.5 mm
Number of conductors	40 x 2	48 x 2
Conductor twisting	Yes	Yes
Shielding	32 x 0.12 mm - spiral	32 x 0.12 mm - spiral
Jacket	Flexible PVC	Flexible PVC
Jacket color	Black	Black
Jacket diameter	Ø 3.5 mm	Ø 3.5 mm
Printing text	Number 1 to 40	Number 1 to 48
Jacket packing	2 pieces paper foil	2 pieces paper foil
Outer jacket	Flexible PVC	Flexible PVC
Outer jacket color	Black	Black
Outer jacket dimensions	Ø 32 mm	Ø 33 mm
Lead resistance - 100 m	13.75 Ohm	13.75 Ohm
Cable crosstalk - 100 m	Min 73.3 dB	Min 73.3 dB
Cap. lead to lead - meter @ 1 kHz	54 pF	54 pF
Cap. lead to shielding - meter @ 1 kHz	98 pF	98 pF
American Wire Gauge	26 AWG	26 AWG

Temperature range	fixed installation	- 40°C till + 80°C
	flexible installation	- 25°C till + 70°C
Bending radius	fixed installation	8 x outer diameter
	flexible installation	10 x outer diameter

AVAILABLE LENGTHS

Sold per meter : MCM140, MCM148



MCR158 Multicore balanced signal cable



HIGHLIGHTS

- ✓ Durable and strong jacket
- ✓ 24 AWG stranded conductors
- ✓ Individual foil shielding with drain wire
- ✓ Color coded pair identification

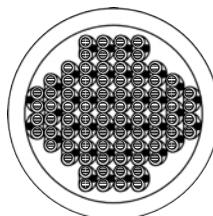
INNER CONDUCTOR



SHIELDING



CROSS SECTION




SPECIFICATIONS

Type of cable	Balanced signal multicable
Number of channels	58
Inner conductor	TC 7 x 0.20 mm
Inner conductor section	0.22 mm ²
Insulation	HDPE Ø 1.2 mm
Insulation color	See MCR wire pair color-coded table
Number of conductors	58 x 2
Conductor twisting	Yes
Shielding	TC 7 x 0.20 mm - drain wire
Separator 1	Blue Aluminium foil
Filling	Cotton yarn
Separator 2	Cotton paper
Outer jacket	Durable PVC
Outer jacket color	Black
Outer jacket dimensions	Ø 24 mm
Lead resistance - 100 m	13.75 Ohm
Cable crosstalk - 100 m	Min 73.3 dB
Cap. lead to lead - meter @ 1 kHz	25 pF
Cap. lead to shielding - meter @ 1 kHz	74 pF
American Wire Gauge	24 AWG


Temperature range	fixed installation	- 40°C till + 80°C
	flexible installation	- 25°C till + 70°C
Bending radius	fixed installation	8 x outer diameter
	flexible installation	10 x outer diameter

AVAILABLE LENGTHS

Sold per meter : MCR158
250 m wooden reel : MCR158/25



MCM108



Procab PAC50

PROCAB SVGA60

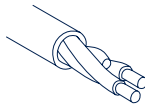
PROCAB MC105

PROCAB MC105

Procab LS25

Procab HDMI24 High Speed HDMI™ Cable with Ethernet, 24

Bulk Video



Using our large selection of bulk video cables, you can create your own professionally made video cables with the right length and connector for any custom install or rental application.



CXV107

Coaxial video cable



INNER CONDUCTOR



SHIELDING



HIGHLIGHTS

- ✓ 20 AWG stranded conductor
- ✓ Double braided shielding
- ✓ Recommend HD distance: 64 meter

CROSS SECTION



SPECIFICATIONS

Type of cable	Coaxial video cable - 75 Ohm - Ø 7 mm
Inner conductor	BC 48 x 0.12 mm
Inner conductor section	0.54 mm ²
Insulation	Foamed PE Ø 4.5 mm
Insulation color	White
Number of conductors	1
Shielding	BC 16 x 7 x 0.12 mm - braiding TC 16 x 7 x 0.12 mm - braiding
Shielding %	100 %
Outer jacket	Flexible PVC
Outer jacket color	Green
Outer jacket dimensions	Ø 7 mm
Impedance	75 Ohm
Lead resistance - 100 meter	4 Ohm
Shield resistance - 100 meter	1.5 Ohm
Lead capacitance @ 1 kHz - meter	58 pF
Lead attenuation @ 10 MHz - meter	0.065 dB
Voltage resistance	300 VAC - 15 sec
Insulation resistance	10 MOhm / m @ 250V DC - 1 min
Rated voltage	30 Volt
Velocity of propagation (%)	76.58 %
American Wire Gauge	20 AWG
Temperature range	
› Fixed installations	- 40 °C till + 80 °C
› Flexible installations	- 15 °C till + 60 °C
Bending radius	
› Fixed installations	6 x outer diameter
› Flexible installations	8 x outer diameter

AVAILABLE LENGTHS

100 m plastic reel : CXV107/1

CCX160

Contractor coaxial video cable



INNER CONDUCTOR



SHIELDING



HIGHLIGHTS

- ✓ Flamoflex™ IEC 60332-1 installation jacket
- ✓ Double shielding
- ✓ Recommend HD distance: 140 m

CROSS SECTION



SPECIFICATIONS

Type of cable	RG6/U 75 Ω coaxial video cable
Inner conductor	BC 1 x 1.02 mm
Inner conductor section	0.82 mm ²
Insulation	Foamed PE Ø 4.57 mm
Insulation color	White
Number of conductors	1
Shielding	Al-Mylar TC 16 x 9 x 0.12 - braiding
Shielding %	80 %
Outer jacket	NHFR
Outer jacket color	Black
Outer jacket dimensions	Ø 7.0 mm
Impedance	75 Ohm
Lead resistance - 100 m	2.14 Ohm
Shield resistance - 100 m	0.9 Ohm
Lead capacitance @ 1 kHz - meter	53 pF
Voltage resistance	1.5 kV - 1 min
Rated voltage	300 Volt
Velocity of propagation (%)	82 %
American Wire Gauge	18 AWG
Temperature range	
› Fixed installations	- 20 °C till + 70 °C
› Flexible installations	- 15 °C till + 60 °C
Bending radius	
› Fixed installations	8 x outer diameter
› Flexible installations	10 x outer diameter

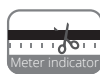
AVAILABLE LENGTHS

100 m plastic reel: CCX160/1
300 m wooden reel: CCX160/3



PCX165

12G SDI coaxial video cable - RG6/U - HighFlex™



12G-SDI
12.0Gb/s

75Ω
Impedance



NEUTRIK
NBNC75BTU11
compatible

INNER CONDUCTOR



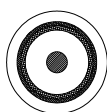
SHIELDING



HIGHLIGHTS

- ✓ Highflex™ Solid & flexible jacket
- ✓ 18 AWG stranded conductor
- ✓ Double braided shielding
- ✓ 12G SDI video transmissions up to 4K UHD resolutions

CROSS SECTION



SPECIFICATIONS

Type of cable	RG6/U 75 Ω coaxial video cable
Inner conductor	SPC 1 x 1.0 mm (Ø) (OFC)
Inner conductor section	0.785 mm²
Insulation	Foamed PE Ø 4.57 mm
Insulation color	White
Number of conductors	1
Shielding	Al-Mylar TC 16 x 9 x 0.12 mm (Ø) (OFC)
Shielding %	> 95 %
Outer jacket	Soft PVC
Outer jacket color	Black
Outer jacket dimensions	7.1 mm (Ø)
Impedance	75 Ohm
Max. conductor - DC resistance	22 (Ω / Km)
Dielectric strength	1.5 (KV / 1 min. DC)
Conductor to shield Nom. Capacitance	56 (pF/m)
Characteristic impedance	75 Ω ± 3 Ω
Rated voltage	300 Volt
Velocity of propagation (%)	86 %
Nom. Delay	4.1 ns/m
Nom. shield DC resistance	5.92 (Ω / Km)
American Wire Gauge	18 AWG
Temperature range	
› Fixed installations	- 20 °C till + 70 °C
› Flexible installations	- 15 °C till + 60 °C
Bending radius	
› Fixed installations	8 x outer diameter
› Flexible installations	10 x outer diameter

AVAILABLE LENGTHS

Sold per meter: PCX165
100 m plastic reel: PCX165/1
300 m wooden reel: PCX165/3

HDM24

High speed HDMI cable with ethernet



HDMI®
HIGH SPEED
with ETHERNET

INNER CONDUCTOR



SHIELDING



HIGHLIGHTS

- ✓ High Speed HDMI with Ethernet
- ✓ Triple shielding
- ✓ Recommend HD distance: 20 m (1080p with HDM24)

CROSS SECTION




SPECIFICATIONS

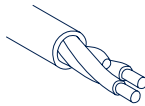
		HDM24		
		5 pair	1 pair	2 cond.
Conductor	AWG	24 AWG	26 AWG	26 AWG
	Copper	bare	tinned	tinned
	Size	1/0.511	7/0.16	7/0.16
Insulation	Thickness	0.448 mm	0.21 mm	0.21 mm
	Material	FM-PE	HD-PE	HD-PE
	Outer Ø	1.40 mm	0.9 mm	0.9 mm
Drain	Copper	bare	/	/
	Size	1/0.511	/	/
Inner shielding	Coverage	100 %	/	/
	Overlap	25 % min	/	/
Outer shielding	Coverage	100 %		
	Overlap	25 % min		
Drain	Copper	bare		
	Size	1/0.511		
Braid	Material	AL-MG wire		
	Size	16*12/0.12		
Jacket	Thickness	1.20		
	Material	PVC		
	Color	black		
	Outer Ø	Ø 9.5 mm		
Temperature range				
›	Fixed installations	- 40 °C till + 80 °C		
›	Flexible installations	- 15 °C till + 60 °C		
Bending radius				
›	Fixed installations	6 x outer diameter		
›	Flexible installations	8 x outer diameter		

AVAILABLE LENGTHS

100 m wooden reel : HDM24/1
300 m wooden reel : HDM24/3



Bulk Power



Discover the extremely flexible power cables with 3 or 5 insulated conductors of various diameter sizes and combination power cables that are fitted with one or more balanced audio or DMX signal in one outer jacket.



PC3G H05VV-F power cable



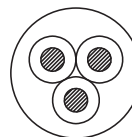
HIGHLIGHTS

- ✓ Flexible PVC jacket
- ✓ Stranded conductors
- ✓ H05VV-F

INNER CONDUCTOR



CROSS SECTION



SPECIFICATIONS

Cable model	PC3G15	PC3G25
Type of cable	3G1.5 PVC power cable	3G2.5 PVC power cable
Inner conductor	BC 48 x 0.2 mm	BC 48 x 0.254 mm
Inner conductor section	1.5 mm ²	2.5 mm ²
Insulation	PVC Ø 3.0 mm	PVC Ø 3.5 mm
Insulation color	Blue / Brown / Yellow & Green	Blue / Brown / Yellow & Green
Number of conductors	3	3
Outer jacket	Flexible PVC	Flexible PVC
Outer jacket color	Black	Black
Outer jacket dimensions	Ø 8.0 mm	Ø 9.0 mm
Lead resistance - 100 m	1.20 Ohm	0.66 Ohm
Max. operation voltage	300 Volt	300 Volt
Max. current	16 Amp	20 Amp

Temperature range	fixed installation	- 40°C till + 80°C
	flexible installation	- 25°C till + 70°C
Bending radius	fixed installation	6 x outer diameter (PC3G2.5) 8 x outer diameter (PC3G1.5)
	flexible installation	8 x outer diameter (PC3G2.5) 10 x outer diameter (PC3G1.5)

AVAILABLE LENGTHS

100 m aircoil: PC3G15/1, PC3G25/1



H07RN-F5G2.5

H07RN-F power cable

INNER CONDUCTOR



HIGHLIGHTS

- ✓ Stranded conductors
- ✓ Flexible rubber outer jacket
- ✓ Suitable for extreme in- & outdoor use

CROSS SECTION



SPECIFICATIONS

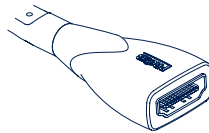
Type of cable	5G2.5 Neoprene power cable
Inner conductor	BC 48 x 0.254 mm
Inner conductor section	2.5 mm ²
Insulation	PVC Ø 3.5 mm
Insulation color	Blue / Brown / Black / Red / Yellow & Green
Number of conductors	5
Outer jacket	Neoprene
Outer jacket color	Black
Outer jacket dimensions	Ø 14.0 mm
Lead resistance - 100 m	0.66 Ohm
Max. operation voltage	450 Volt
Max. current	20 Amp
American Wire Gauge	13 AWG
Temperature range	
› Fixed installations	- 40 °C till + 80 °C
› Flexible installations	- 25 °C till + 60 °C
Bending radius	
› Fixed installations	6 x outer diameter
› Flexible installations	8 x outer diameter

AVAILABLE LENGTHS

100 m aircoil: H07RN-F5G2.5/1



Connectors & connectivity



Discover our convenient connectors & adapters, that will support you in making the right connection at any time.



CLP101

RCA/Cinch female - XLR female



CLP102

RCA/Cinch female - XLR male

Same connectivity

✓ VC101



CLP103

RCA/Cinch male - 6.3 mm Jack female



CLP104

RCA/Cinch female - 6.3 mm Jack male



CLP106

2 x RCA/Cinch female - RCA/Cinch male



CLP107

RCA/Cinch female - RCA/Cinch female



CLP108

2 x RCA/Cinch female - 2 x RCA/Cinch female



CLP110

XLR female - 6.3 mm Jack female - balanced

Same connectivity

✓ VC110



CLP120

XLR female - 6.3 mm Jack male - balanced

Same connectivity

✓ VC120



CLP121

XLR female - 6.3 mm Jack male

Same connectivity

✓ VC121



CLP126

XLR male - 6.3 mm Jack male

Same connectivity

✓ VC126



CLP130

XLR female - RCA/Cinch male

Same connectivity

✓ VC130



CLP135

XLR male - RCA/Cinch male



CLP140

XLR male - XLR male

Same connectivity

✓ VC135



CLP145

XLR female - XLR female




CLP146

XLR male - XLR female - Phase shift



CLP157

110 ohm DMX terminator - 3 pin male XLR



CLP158

110 ohm DMX terminator - 5 pin male XLR



CLP204

3.5 mm Jack female stereo -
3.5 mm Jack male stereo - 90° angled



CLP205

3.5 mm Jack female -
6.3 mm Jack male stereo - 90° angled



CLP206

3.5 mm Jack female stereo -
6.3 mm Jack male stereo



CLP208

2 x 3.5 mm Jack female stereo -
6.3 mm Jack male stereo



CLP209

2 x 3.5 mm Jack female stereo -
3.5 mm Jack male stereo - flexible



CLP210

2 x RCA/Cinch female -
6.3 mm Jack male stereo



CLP211

2 x RCA/Cinch female - 3.5 mm Jack male stereo



CLP321

SVGA female - SVGA female



CLP341

HDMI female - DVI male - flexible



CLP342

HDMI male - DVI female - flexible



CLP345

HDMI female - HDMI female

Same connectivity

✓ BSP450



COP110

HDMI Micro D female - HDMI A male -
for use with CLV215A & CLV220A



COP140

HDMI Micro D female - DVI-D male -
for use with CLV215A & CLV220A



VC101

RCA/Cinch female - XLR female

Code	Packaging
VC101	Plastic bag

Same connectivity

✓ CLP101



VC115

XLR male - 6.3 mm Jack female stereo

Code	Packaging
VC115	Plastic bag



VC110

XLR female - 6.3 mm Jack female stereo

Code	Packaging
VC110	Plastic bag
VC110-P	25 pack in box

Same connectivity

✓ CLP110



VC120

XLR female - 6.3 mm Jack male stereo

Code	Packaging
VC120	Plastic bag

Same connectivity

✓ CLP120



VC121

XLR female - 6.3 mm Jack male mono

Code	Packaging
VC121	Plastic bag
VC121-P	25 pack in box

Same connectivity

✓ CLP121



VC126

XLR male - 6.3 mm Jack male mono

Code	Packaging
VC126	Plastic bag

Same connectivity

✓ CLP126



VC130

XLR female - RCA/Cinch male

Code	Packaging
VC130	Plastic bag

Same connectivity

✓ CLP130



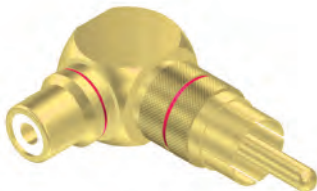
VC135

XLR male - RCA/Cinch male

Code	Packaging
VC135	Plastic bag
VC135-P	25 pack in box

Same connectivity

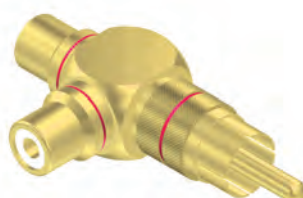
✓ CLP135



VC215

RCA/Cinch male - RCA/Cinch female - 90° angled - pair

Code	Packaging
VC215	Plastic bag



VC220

RCA/Cinch male - 2 x RCA/Cinch female - straight & 90° angled - pair

Code	Packaging
VC220	Plastic bag



VCL4MM

4-pin speaker male - 4-pin speaker male

Code	Packaging
VCL4MM	Plastic bag
VCL4MM-P	15 pack in box



VCL8MM

8-pin speaker male - 8-pin speaker male



BSP410

HDMI female - DVI male - dual link

Same connectivity

✓ CLP341



BSP450

HDMI female - HDMI female - Fixscrews

Same connectivity

✓ CLP345



BSP460

HDMI female - HDMI male - 90° angle



BSP602

HDMI female - HDMI female - Pigtail

Code	Color
BSP602/W	White



BSP510

Displayport (Male) to HDMI (Female) adapter - 0.2m



BSP803M

3-pin XLR male to RJ45

Highlights

- ✓ Ideal for installation or production applications
- ✓ Easily reduce additional cabling costs
- ✓ Heavy-duty molded housing



BSP803F

3-pin XLR female to RJ45

Highlights

- ✓ Ideal for installation or production applications
- ✓ Easily reduce additional cabling costs
- ✓ Heavy-duty molded housing



BSP805M

5-pin XLR male to RJ45

Highlights

- ✓ Ideal for installation or production applications
- ✓ Easily reduce additional cabling costs
- ✓ Heavy-duty molded housing



BSP805F

5-pin XLR male to RJ45

Highlights

- ✓ Ideal for installation or production applications
- ✓ Easily reduce additional cabling costs
- ✓ Heavy-duty molded housing



VC209

Cable connector - RCA/Cinch male - pair

Code	Packaging
VC209	Plastic bag



VC210

Cable connector - RCA/Cinch female - pair

Code	Packaging
VC210	Plastic bag
VC210-P	25 pack in box



VC3FDL

Panel connector - 3-pin XLR female

Code	Packaging
VC3FDL	Plastic bag
VC3FDL-P	50 pack in box



VC3FX

Cable connector - 3-pin XLR female

Code	Packaging
VC3FX	Plastic bag
VC3FX-P	50 pack in box



VC3MDL

Panel connector - 3-pin XLR male

Code	Packaging
VC3MDL	Plastic bag
VC3MDL-P	50 pack in box



VC3MX

Cable connector - 3-pin XLR male

Code	Packaging
VC3MX	Plastic bag
VC3MX-P	50 pack in box



VC5FDL

Panel connector - 5-pin XLR female

Code	Packaging
VC5FDL	Plastic bag



VC5FX

Cable connector - 5-pin XLR female

Code	Packaging
VC5FX	Plastic bag
VC5FX-P	25 pack in box



VC5MX

Cable connector - 5-pin XLR male

Code	Packaging
VC5MX-P	25 pack in box



VCD10

Blind plate - D-size

Code	Packaging
VCD10	10 pack
VCD10-P	100 pack



VCD15

Panel connector - RCA/Cinch female

Code	Packaging
VCD15	Plastic bag
VCD15-P	25 pack in box



VCD20

Panel connector - 5-pin DIN female

Code	Packaging
VCD20	Plastic bag
VCD20-P	25 pack in box



VCD30

Panel connector - BNC double female

Code	Packaging
VCD30	Plastic bag
VCD30-P	25 pack in box



VCD60

Panel connector - RCA/Cinch female - metal

Code	Packaging
VCD60	Plastic bag
VCD60-P	25 pack in box



VCD70

Panel connector - BNC double female - metal

Code	Packaging
VCD70	Plastic bag
VCD70-P	25 pack in box



VCD72

Panel connector - BNC female - metal

Code	Packaging
VCD72	Plastic bag



VCJ3FP

Panel connector - 6.3 mm Jack female stereo

Code	Packaging
VCJ3FP-P	25 pack in box



VCJ3FX

Panel connector - 6.3 mm Jack female stereo

Code	Packaging
VCJ3FX-P	25 pack in box



VCJ2MX

Cable connector - 6.3 mm Jack male

Code	Packaging
VCJ2MX-P	25 pack in box



VCJ3MX

Cable connector - 6.3 mm Jack male stereo

Code	Packaging
VCJ3MX	Plastic bag
VCJ3MX-P	25 pack in box



VCL4FC

Cable connector - 4-pin speaker female

Code	Packaging
VCL4FC	Plastic bag
VCL4FC-P	15 pack in box



VCL4MP

Panel connector - 4-pin speaker male

Code	Packaging
VCL4MP	Plastic bag
VCL4MP-P	25 pack in box



VCL8FC

Cable connector - 8-pin speaker female

Code	Packaging
VCL8FC	Plastic bag



VCL8MP

Panel connector - 8-pin speaker male

Code	Packaging
VCL8MP	Plastic bag



KEYSTONE
CONNECTORS



VDK10

D-size Keystone adapter

Code	Color
VDK10/B	Black
VDK10/W	White

KEYSTONE
CONNECTORS



VCK10

Keystone blind plate

Code	Color
VCK10/B	Black
VCK10/W	White

KEYSTONE
CONNECTORS



VCK105P

RCA female to 2-pin terminal block

Code	Color
VCK105P/B	Black
VCK105P/W	White

KEYSTONE
CONNECTORS



VCK107P

RCA female to RCA female

Code	Color
VCK107P/B	Black
VCK107P/W	White

KEYSTONE
CONNECTORS



VCK310

3.5MM JACK FEMALE TO 3.5MM JACK FEMALE

Code	Color
VCK310/B	Black
VCK310/W	White

KEYSTONE
CONNECTORS



VCK315

3.5MM JACK FEMALE TO 3-P IN TERMINAL BLOCK

Code	Color
VCK315/B	Black
VCK315/W	White



VCK450

HDMI A female to HDMI A female - pigtail

Code	Color
VCK450/B	Black
VCK450/W	White



VCK510

CAT6 RJ45 to RJ45 - metal shielded

Code	Color
VCK510/B	Black
VCK510/W	White



VCK622

USB 2.0 A to USB 2.0 A

Code	Color
VCK622/B	Black
VCK622/W	White



VCK620

USB 2.0 A to USB 2.0 B - reversible

Code	Color
VCK620/B	Black
VCK620/W	White



VCK526/S

Keystone CAT6 shielded jack
IDC termination 180°



VCK625

USB 2.0 A to 4-pin terminal block

Code	Color
VCK625/B	Black
VCK625/W	White



VCK630

USB 3.0 A to USB 3.0 B - reversible

Code	Color
VCK630/B	Black
VCK630/W	White



VCK526/U

Keystone CAT6 unshielded jack
IDC termination 180°



VCK526A/S

Keystone CAT6A shielded jack
IDC termination 180°



VCR526A/S

CAT6A shielded toolless RJ45 modular plug



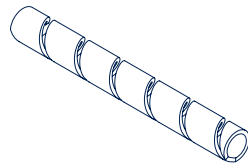
VCR526A/U

CAT6A unshielded toolless RJ45 modular plug





Accessories



Cable organizing tools, as well as our solutions for beautifully integrating connections into AV projects together with all the PROCAB branded merchandising.



ACT series Cable ties



The ACT series standard cable ties provide an excellent solution for standard fastening, wire bundling and cable organizing.

They are made out of UL approved Nylon 66/94V-2, providing a corrosion resistant, well insulated and strong, durable solution. The different sizes, pricing and specifications will be appreciated by any installer.

All of them come in 100 pcs re-closable PE bags for easy usage. The black cable ties are made out of UV-resistant nylon, providing a long-term stability in outdoor environments exposed to UV.

Code	Color	Max Ø	Qty	Dimensions	Strength
ACT210	Black (/B), White (/W)	22 mm	100	2.5 x 100 mm	8 kg
ACT314	Black (/B), White (/W)	33 mm	100	3.6 x 140 mm	18 kg
ACT320	Black (/B), White (/W)	50 mm	100	3.6 x 200 mm	18 kg
ACT418	Black (/B), White (/W)	42 mm	100	4.8 x 180 mm	22 kg
ACT428	Black (/B), White (/W)	70 mm	100	4.8 x 280 mm	22 kg
ACT436	Black (/B), White (/W)	94 mm	100	4.8 x 360 mm	22 kg
ACT735	Black (/B), White (/W)	90 mm	100	7.2 x 350 mm	55 kg

BST series Hook & loop cable ties



The BST series are re-usable cable ties that provide an excellent solution for temporary applications. They can be used for holding rolled-up cables together as well as standard fastening, wire bundling and cable organizing purposes.

Code	Color	Qty/pack	Dimensions
BST112	Black (/B)	10 pcs	12 x 125 mm
BST115	Black (/B)	10 pcs	12 x 150 mm
BST120	Black (/B)	10 pcs	12 x 200 mm
BST124	Black (/B)	10 pcs	13 x 240 mm
BST125	Black (/B)	10 pcs	21 x 250 mm

ACW series spiral wrappingband



Code	Color	Qty/reel	Diameter	Wrapping range
ACW106	Black (/B), Transparent (/T)	10 m	Ø 6 mm	4 to 50 mm
ACW112	Black (/B), Transparent (/T)	10 m	Ø 12 mm	9 to 65 mm
ACW120	Black (/B), Transparent (/T)	5 m	Ø 20 mm	15 to 100 mm



ACM series Cable tie mounts




Code	Color	Qty/bag	Dimensions	Max tie width
ACM120	Black (/B), White (/W)	100 pcs	20 x 20 mm	5 mm
ACM130	Black (/B), White (/W)	100 pcs	30 x 30 mm	7.5 mm

ACS series Cable tie mounts



Code	Color	Qty	Diameter
ACS102	Black (/B)	20 pcs	2 mm
ACS104	Black (/B), Transparent (/T)	20 pcs	4 mm
ACS106	Black (/B), Transparent (/T)	20 pcs	6 mm
ACS108	Black (/B), Transparent (/T)	20 pcs	8 mm
ACS110	Black (/B), Transparent (/T)	20 pcs	10 mm
ACS112	Black (/B), Transparent (/T)	10 pcs	12 mm
ACS116	Black (/B), Transparent (/T)	10 pcs	16 mm
ACS122	Black (/B), Transparent (/T)	6 pcs	22 mm
ACS128	Black (/B), Transparent (/T)	6 pcs	28 mm
ACS135	Black (/B), Transparent (/T)	6 pcs	35 mm



CP45PF

Connection module - French power socket


The CP45PF is a 45 x 45 mm connection module with French power socket available in black color. The 45 x 45 mm size is compatible with CAYMON CASY303 and standard 45 x 45 mm mounting frames and cover plates. Electrical connection is made using screw terminals at the back of the module.

Dimensions

45 x 45 mm

Built-in depth

30 mm



CP45PG

Connection module - German power socket

The CP45PG is a 45 x 45 mm connection module with German power socket available in black color. The 45 x 45 mm size is compatible with CAYMON CASY303 and standard 45 x 45 mm mounting frames and cover plates. Electrical connection is made using screw terminals at the back of the module.

Dimensions

45 x 45 mm

Built-in depth

30 mm



CP45PUK

Connection module - UK power socket

The CP45PUK is a 45 x 45 mm connection module with UK power socket available in black color. The 45 x 45 mm size is compatible with CAYMON CASY303 and standard 45 x 45 mm mounting frames and cover plates. Electrical connection is made using screw terminals at the back of the module.

Dimensions

45 x 45 mm

Built-in depth

30 mm



CP45PUSB

Connection module - Charger module with USB Type A & Type C

The CP45PUSB is a 45 x 45 mm charger module with one USB type A and type C output socket available in black color & 2 versions. This module is compatible with CAYMON CASY303 and standard 45 x 45 mm mounting frames and cover plates.

CP45PUSB/B

CP45PUSB65/B

Input voltage	100 ~ 240 V AC / 50-60 Hz	
Total output power	Max. 20 W	Max. 65 W
Output voltage (Type-A)	5V / 2.1A	5V / 3A 9V / 2A 12V / 1.5A
Output voltage (Type-C)	5V / 3A	5-9-12-15V / 3A 20V / 3.25A
Dimensions (W x H x D)	45 x 45 x 38 mm	45 x 45 x 47 mm



CP45SM

Switch module - Momentary contact

The CP45SM is a 45 x 45 mm switch module with a momentary contact available in black color. The 45 x 45 mm size is compatible with CAYMON CASY303 and standard 45 x 45 mm mounting frames and cover plates. Electrical connection is made using screw terminals.

Dimensions	Built-in depth
45 x 45 mm	30 mm



CP45SM2

Switch module - 2 gang momentary contact

The CP45SM2 is a 45 x 45 mm switch module with 2 momentary contacts available in black color. The 45 x 45 mm size is compatible with CAYMON CASY303 and standard 45 x 45 mm mounting frames and cover plates. Electrical connection is made using screw terminals.

Dimensions	Built-in depth
45 x 45 mm	30 mm



CP45SP

Switch module - Permanent double pole switch contact

The CP45SP is a 45 x 45 mm switch module with a permanent contact available in black color. The 45 x 45 mm size is compatible with CAYMON CASY303 and standard 45 x 45 mm mounting frames and cover plates. Electrical connection is made using screw terminals.

Dimensions	Built-in depth
45 x 45 mm	30 mm



CP45SP2

Switch module - 2 gang permanent double pole switch contact

The CP45SP2 is a 45 x 45 mm switch module with 2 permanent contacts available in black color. The 45 x 45 mm size is compatible with CAYMON CASY303 and standard 45 x 45 mm mounting frames and cover plates. Electrical connection is made using screw terminals.

Dimensions	Built-in depth
45 x 45 mm	30 mm



CP45 Connection plates

Premium quality connection plates are available in 45 x 45 mm. All models are available in black (/B) and white (/W).



	Connector	Dimensions CP45	Built-in depth	Colors
RCA	2 x RCA	45 x 45 x 25 mm	45 mm	Black (/B) and white (/W)
BNC	1 x BNC	45 x 45 x 25 mm	45 mm	Black (/B) and white (/W)
XLM(S)	1 x D-size XLR male (Solderless)	45 x 45 x 25 mm	45 mm	Black (/B) and white (/W)
VGA	1 x sub D 15	45 x 45 x 25 mm	45 mm	Black (/B) and white (/W)
SPES	1 x D-size speaker (Solderless)	45 x 45 x 25 mm	45 mm	Black (/B) and white (/W)
XLFS	1 x D-size XLR female (Solderless)	45 x 45 x 25 mm	45 mm	Black (/B) and white (/W)
HDMI	1 x HDMI with fixscrews	45 x 45 x 25 mm	45 mm	Black (/B) and white (/W)
DSZ	D-size hole	45 x 45 x 25 mm	45 mm	Black (/B) and white (/W)
KS2	2 Keystone adapters	45 x 45 x 25 mm	45 mm	Black (/B) and white (/W)


Available coverframes for 45 x 45mm connection plates




CF45D - 2 unit
CF45DH - 2 unit with hooks
/B - Black version
/W - White version



CF45S - 1 unit
CF45SH - 1 unit with hooks
/B - Black version
/W - White version



WB45S
/B - Black version
/W - White version



WB45D
/B - Black version
/W - White version



WB45S/FG - Flush mount box -
hollow wall



WB45D/FG - Flush mount box for
double wall panel - hollow wall



WB45S/FS - Flush mount box -
Solid wall



WB50 - Surface mount box for
AUDAC wallpanel



WB50/FS - Wall box for
DW5065/WP523/MWX65



For some specific applications, premade HDMI cables are unsuitable. Procab solves this problem with the HDMI Contractor series. This is the world's first system that allows HDMI cable assembly according to the requirements of your specific application without the need for any soldering, heat shrinking tubes or any other complex operation.

The HDM24, HDM26 or HDM28 can be cut to the desired length. A 19-pin HDMI connector can then be mounted on it.

HDM100

Premade open ended contractor cable



Available lengths

HDM24 15 m (HDM100/15)

HDM26 8 m (HDM100/8)

HDM28 6 m (HDM100/6)

The Procab HDM100 cable is a premade contractor cable with one connector already mounted, and a separate connector included to mount on the other end. This way, installing HDMI is even more easy.

Each bag contains a length of Procab HDM24/26/28-cable with one open end, a connector, cable holders & metal shell).

CTV100

HDMI toolbox



A special contractor toolbox is available for on-site assembly and testing. It contains everything needed to assemble custom HDMI cables: a crimping tool (HDM800), a cable tester (HDM900), and 20 connectors for mounting (HDM19).

HDM19-P HDMI connector



The HDM19 is the 19-pin connector for mounting on the cable ends. The contact points are gold plated and the body is made of a sturdy die-cast material in a mat finish.

Only available per 20 pcs (HDM19-P)


HDM800 Crimping tool



The HDM800 is a crimping tool especially designed to mount the HDMI connector to the cable.

HDM860 - 865

Guiding jig



Color coded spare guiding jigs in plastic (HDM860) or metal (HDM865).

HDM700

Empty contractor toolbox



Carrying case for Contractor series tools and equipment.

HDM900 Cable tester



The HDM900 is a portable HDMI cable tester consisting of a transmitter and an end receiver. It is used to check if the installation has been completed successfully. It has two operation modes: continuous and sweep.

TST200 Multifunctional cable tester - Transmitter and receiver



Connections

XLR Male/Female (3-pin/5-pin)

3.5 mm jack

6.3 mm jack

DIN (3-pin/5-pin)

RCA

Speaker (4-pin)

RJ45

BNC

The PROBAB TST200 Cable Tester comes with all audio and electronics industry standard inputs, such as XLR Male/Female (3-pin/5-pin), 3.5 mm jack, 6.3 mm jack, DIN (3-pin/5-pin), RCA, Speaker (4-pin), RJ45, RJ11, BNC. The unit has separate 'Sender' and 'Receiver' units, which are able to be locked together for ease of transport, or split apart for testing cables at either end of a signal chain.

Simply plug in either end of an audio cable into the "A" and "B" side of the device, then select your mode to check signal continuity across all active pins or conductors. The brightly coloured LED's will light up indicating signal continuity and which pins are connected together. The inbuilt speaker of the TST200 also beeps when a successful connection is made between the Sender and Receiver units. If not all connections are made, no beep will sound, and the faulty connection's LED will not be lit.

Thanks to the split unit design means you can test both cables you have on hand, as well as longer cables that are already set up. This time saving feature removes the hassle of packing down your cables just for testing. The sender unit (B) includes a switch to select the speed in which the connections are tested, as well as the power switch.

This two-part cable tester is reliable and durable, whether it be on the road or in the studio. Both the A and B units are powered separately, and each side requires 9V battery power.





PSC104 - PSC106



4-way and 6-way powerbars featuring French (ground pin) or German-style (2 grounding clips) connectors with a H05VV-F 3 x 1,5mm² powercable and a straight ended connector.

Code	Length	Connectors
PSC104/1.5-F	1.5 m	French
PSC104/1.5-G	1.5 m	German
PSC104/5-F	5 m	French
PSC104/5-G	5 m	German

Code	Length	Connectors
PSC106/1.5-F	1.5 m	French
PSC106/1.5-G	1.5 m	German
PSC106/5-F	5 m	French
PSC106/5-G	5 m	German

PSC204



Available with 4 French or German connectors and ships with a cable length of 1,5 meters., fitted with a H05VV-F 3 x 2.5 mm² powercable and a straight CEE Type E & F Hybrid plug.

Code	Length	Connectors
PSC204/1.5-F	1.5 m	French
PSC204/1.5-G	1.5 m	German

PSI104 - PSI204



Available in 4-way configuration but IP44, offering more protection against water and dust, shipped in hanger packaging, they use a H07RN-F 3 x 1.5 mm² (PSI104) or H07RN-F 3x2.5mm² (PSI204) Neoprene cable and are all fitted with a clear plastic shrink sleeve around the cable.

Code	Length	Connectors
PSI104/1.5-F	1.5 m	French
PSI104/1.5-G	1.5 m	German

Code	Length	Connectors
PSI204/1.5-F	1.5 m	French
PSI204/1.5-G	1.5 m	German



AWG conversion table

AWG is the abbreviation for “American Wire Gauge”, which is a standard for defining sizes of round, solid, electrical conductive wires. It is the American (and Canadian) counterpart of the European standard where the thickness of wires is defined in mm². The cross-sectional area of a conductor is important to determine the current carrying capacity of a certain wire.

What always has to be kept in mind when comparing the cable section according to the European standard or American standard is this: the higher the number of mm² according to the European standard, the thicker the cable, and the higher the current carrying capacity of the wire. In the American AWG standard, this is reversed. The higher the AWG value, the thinner the cable, the lower the current carrying capacity of the wire. The following table gives the equation between the AWG value of a cable, the diameter of the cable and the cross-sectional area of the cable according to the European standard, in mm².

AWG	Diameter		Area		Copper resistance	
	mm	inch	mm ²	inch ²	Ohm/m	Ohm/feet
0	8.2510	0.3249	53.4420	0.0829	0.000314	0.000096
1	7.3480	0.2893	42.3846	0.0657	0.000396	0.000121
2	6.5440	0.2576	33.6168	0.0521	0.000499	0.000152
3	5.8270	0.2294	26.6538	0.0413	0.000630	0.000192
4	5.1890	0.2043	21.1367	0.0328	0.000794	0.000242
5	4.6210	0.1819	16.7626	0.0260	0.001001	0.000305
6	4.1150	0.1620	13.2926	0.0206	0.001262	0.000385
7	3.6650	0.1443	10.5443	0.0163	0.001591	0.000485
8	3.2640	0.1285	8.3632	0.0130	0.002006	0.000612
9	2.9060	0.1144	6.6292	0.0103	0.002531	0.000772
10	2.5880	0.1019	5.2577	0.0082	0.003191	0.000973
11	2.3050	0.0907	4.1707	0.0065	0.004023	0.001226
12	2.0530	0.0808	3.3086	0.0051	0.005072	0.001546
13	1.8280	0.0720	2.6231	0.0041	0.006397	0.001950
14	1.6280	0.0641	2.0806	0.0032	0.008065	0.002458
15	1.4500	0.0571	1.6505	0.0026	0.010167	0.003099
16	1.2910	0.0508	1.3083	0.0020	0.012825	0.003909
17	1.1500	0.0453	1.0382	0.0016	0.016163	0.004927
18	1.0236	0.0403	0.8225	0.0013	0.020401	0.006218
19	0.9116	0.0359	0.6523	0.0010	0.025723	0.007840
20	0.8128	0.0320	0.5186	0.0008	0.032356	0.009862
21	0.7229	0.0285	0.4102	0.0006	0.040904	0.012468
22	0.6438	0.0253	0.3254	0.0005	0.051573	0.015719
23	0.5733	0.0226	0.2580	0.0004	0.065037	0.019823
24	0.5106	0.0201	0.2047	0.0003	0.081990	0.024991
25	0.4547	0.0179	0.1623	0.0003	0.103389	0.031513
26	0.4049	0.0159	0.1287	0.0002	0.130385	0.039741
27	0.3606	0.0142	0.1021	0.0002	0.164388	0.050106
28	0.3211	0.0126	0.0809	0.0001	0.207320	0.063191
29	0.2859	0.0113	0.0642	0.0001	0.261513	0.079709
30	0.2546	0.0100	0.0509	0.0001	0.329766	0.100513
31	0.2268	0.0089	0.0404	0.0001	0.415562	0.126663
32	0.2019	0.0080	0.0320	0.0001	0.524384	0.159832
33	0.1798	0.0071	0.0254	0.0000	0.661215	0.201538
34	0.1601	0.0063	0.0201	0.0000	0.833949	0.254188
35	0.1426	0.0056	0.0160	0.0000	1.051195	0.320404
36	0.1270	0.0050	0.0127	0.0000	1.325302	0.403952
37	0.1131	0.0045	0.0100	0.0000	1.671079	0.509345
38	0.1007	0.0040	0.0080	0.0000	2.107965	0.642508
39	0.0897	0.0035	0.0063	0.0000	2.657261	0.809933
40	0.0799	0.0031	0.0050	0.0000	3.350850	1.021339

Index

ACM series	113	CLA830	34	CLV310A	42	RZ40	66
ACS series	113	CLA832	34	CLV315A	43	SIG48	72
ACT series	112	CLA834	34	CMC222-CCA	74	SIG58	72
ACW	112	CLA835	35	CMC224-CCA	74	TST200	119
ALS07	64	CLA850	35	CMX222-CCA	60	VC3FDL	102
ALS15	64	CLA900	36	CMX422-CCA	60	VC3FX	102
ALS25	64	CLA901	36	COP110	97	VC3MDL	102
BLS207	70	CLA904	37	COP140	97	VC3MX	102
BLS215	70	CLD400	19	CP45	116	VC5FDL	103
BLS225	70	CLD600	17	CP45PF	114	VC5FX	103
BMC224	75	CLD610	17	CP45PG	114	VC5MX	103
BSD560F	13	CLD612	17	CP45PUK	114	VC101	98
BSP410	100	CLD614	18	CP45PUSB	114	VC110	98
BSP450	100	CLD625	20	CP45SM2	115	VC115	98
BSP460	100	CLD632A	16	CP45SM	115	VC120	98
BSP510	45	CLD635A	16	CP45SP2	115	VC121	98
BSP510	100	CLD953	19	CP45SP	115	VC126	98
BSP602	100	CLD955	19	CSB224-CCA	73	VC130	99
BSP803F	101	CLP101	92	CSD560	12	VC135	99
BSP803M	101	CLP102	92	CSD610	14	VC209	102
BSP805F	101	CLP103	92	CSD620	14	VC210	102
BSP805M	101	CLP104	92	CSD622	14	VC215	99
BST series	112	CLP106	92	CSD630	15	VC220	99
BSV110	44	CLP107	92	CSV210	40	VCD10	103
BSV150	44	CLP108	93	CSV310	40	VCD15	103
BXD602	18	CLP110	93	CTV100	118	VCD20	103
BXD630	18	CLP120	93	CXV107	84	VCD30	104
CAB475	50	CLP121	93	DMX30	61	VCD60	104
CAB480	50	CLP126	93	DMX50	61	VCD70	104
CAB490	51	CLP130	93	FBL130	20	VCD72	104
CAB901	37	CLP135	94	FBS125	20	VCJ2MX	105
CCT60U-B2CA/CCA	59	CLP140	94	H07RN-F5G2.5	89	VCJ3FP	104
CCT65F-B2CA/CCA/DCA	58	CLP145	94	HDM19-P	118	VCJ3FX	104
CCT70S-CCA	58	CLP146	94	HDM24	85	VCJ3MX	105
CCX160	84	CLP157	94	HDM100	45	VCK10	106
CF45D	117	CLP158	94	HDM100	118	VCK105P	106
CF45DH	117	CLP204	95	HDM700	118	VCK107P	106
CF45S	117	CLP205	95	HDM800	118	VCK310	106
CF45SH	117	CLP206	95	HDM860 - 865	118	VCK315	106
CLA530	24	CLP208	95	HDM900	118	VCK450	107
CLA590	24	CLP209	95	LS815	71	VCK510	107
CLA591	24	CLP210	95	LSS504	71	VCK526A/S	108
CLA595	25	CLP211	96	MC105	75	VCK526/S	107
CLA600	26	CLP321	96	MC305	76	VCK526/U	108
CLA603	26	CLP341	96	MC405	76	VCK620	107
CLA610	26	CLP342	96	MCM102	77	VCK622	107
CLA631	27	CLP345	96	MCM104	77	VCK625	107
CLA650	27	CLS215-B2CA/CCA	67	MCM108	77	VCK630	108
CLA701	28	CLS225-B2CA/CCA	67	MCM112	78	VCL4FC	105
CLA703	28	CLS240-B2CA/CCA	68	MCM116	78	VCL4MM	99
CLA705	28	CLS425-CCA	68	MCM140	79	VCL4MP	105
CLA708	29	CLS440-CCA	69	MCM148	79	VCL8FC	105
CLA709	29	CLS840-CCA	69	MCR158	80	VCL8MM	99
CLA711	29	CLV100	43	PC3G	88	VCL8MP	105
CLA712	30	CLV114	46	PCX165	85	VCR526A/S	108
CLA713	30	CLV115	46	PRA502	25	VCR526A/U	108
CLA716	30	CLV140	46	PRA504	25	VDK10	106
CLA718	31	CLV156	21	PR series	65	WB45D	117
CLA719	27	CLV156	47	PSC104	120	WB45D/FG	117
CLA720	31	CLV158	47	PSC106	120	WB45S	117
CLA721	31	CLV160	47	PSC204	120	WB45S/FG	117
CLA723	32	CLV200	43	PSI104	120	WB45S/FS	117
CLA724	32	CLV210A	41	PSI204	120	WB50/FS	117
CLA735	32	CLV215A	41	RZ15	66	WB50S	117
CLA800	33	CLV220A	42	RZ25	66		

[illegible]

[illegible]

procab.be



AUDIO



VIDEO



DATA



POWER