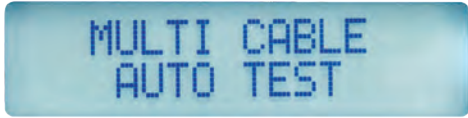


ProTester™ 19

19-PIN CABLE TESTER
VERSION 2



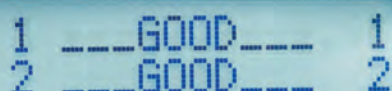
MULTI CABLE
AUTO TEST

Startup screen after attaching cable and pressing RUN



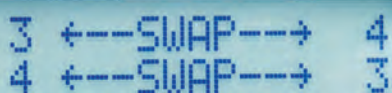
ERRORS FOUND
ON CABLE= 5

Summary of Errors



1 ---GOOD--- 1
2 ---GOOD--- 2

PINS 1-2 = GOOD



3 <---SWAP---> 4
4 <---SWAP---> 3

PINS 3-4 = SWAPPED



5 ---GOOD--- 5
6 <---OPEN---> 6

PIN 5 = GOOD, PIN 6 = OPEN




9 ---GOOD--- 9
10 --SHORT- 11

PIN 9 = GOOD, PIN 10 = Shorted with PIN 11



11 --SHORT- 10
12 ---GOOD--- 12

PIN 11 = Shorted with PIN 10, PIN 12 = GOOD



BUSSED GROUND
PINS 13 - 19

Detected PINS 13-19 BUSSED GROUNDS

INSTRUCTIONS

CAUTION – NEVER CONNECT TO LIVE CIRCUITS!!

Press "RUN" for Auto Test, or hold "RUN" to cycle through test result screens.

CABLE TEST MODE: Default mode when two ends of a cable are connected. Arrow indicates which end is bad.

OPEN: Circuit is open. Pins not connected or break in the cable.

SHORT: Short between two or more pins.

SWAP: Tested circuits are cross-wired. The incorrect wiring will be identified.

BUSSED EARTH: Ground pins 13 through 18 or 19 are connected together.

LAMP TEST MODE: Tester switches to this mode under a load.

LOAD: Tested lamp is good.

OPEN: Broken circuit. Lamp is bad or no lamp found.

SWAP: Tested circuits are cross-wired. The incorrect wiring will be identified.

LOW BATTERY: Please Connecto to chargerConnecting plug USB-C and DC Jack

