

# CH - CF and MH - MF C-TYPE standard version

inserts		page:
CD	80 poles + ⊕	73
CDD	144 poles + ⊕	82
CDS	54 poles + ⊕	-
CDSH	54 poles + ⊕	90
CNE	32 poles + ⊕	114
CSE	32 poles + ⊕	-
CSH	32 poles + ⊕	114
CSH S	32 poles + ⊕	126
CCE	32 poles + ⊕	134
CSS	32 poles + ⊕	152
CQE	64 poles + ⊕	172
CME	12+4 (aux) poles + ⊕	142
CMSH	12+4 (aux) poles + ⊕	142
CMCE	12+4 (aux) poles + ⊕	143
CP	12 poles + ⊕	179
MIXO	4 + 4 modules	262 - 317

insert dimensions:  
2 x (77,5 x 27) mm

## hoods with 4 pegs and 2 levers



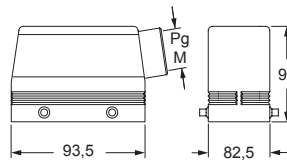
## hoods with 2 pegs and 1 lever



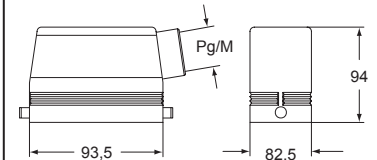
description	part No.	entry Pg	part No.	entry M	part No.	entry Pg	part No.	entry M
with pegs, side entry	<b>CHO 32.29</b>	29	<b>MHO 32.32</b>	32	<b>CHO 32 L</b>	36	<b>MHO 32 L40</b>	40
with pegs, side entry	<b>CHO 32</b>	36	<b>MHO 32.40</b>	40				
with pegs, side entry	<b>CHO 32.42</b>	42	<b>MHO 32.50</b>	50				
with pegs, side entry, without adapter 1)	<b>CFO 32.29</b>	29	<b>MFO 32.32</b>	32	<b>CFO 32 L</b>	36	<b>MFO 32 L40</b>	40
with pegs, side entry, without adapter 1)	<b>CFO 32</b>	36	<b>MFO 32.40</b>	40				
with pegs, side entry, without adapter 1)	<b>CFO 32.42</b>	42	<b>MFO 32.50</b>	50				
with pegs, top entry	<b>CHV 32.29</b>	29	<b>MHV 32.32</b>	32	<b>CHV 32 L</b>	36	<b>MHV 32 L40</b>	40
with pegs, top entry	<b>CHV 32</b>	36	<b>MHV 32.40</b>	40				
with pegs, top entry	<b>CHV 32.42</b>	42	<b>MHV 32.50</b>	50				
with pegs, top entry, without adapter 1)	<b>CFV 32.29</b>	29	<b>MFV 32.32</b>	32	<b>CFV 32 L</b>	36	<b>MFV 32 L40</b>	40
with pegs, top entry, without adapter 1)	<b>CFV 32</b>	36	<b>MFV 32.40</b>	40				
with pegs, top entry, without adapter 1)	<b>CFV 32.42</b>	42	<b>MFV 32.50</b>	50				
with levers and gasket, top entry	<b>CHV 32 G29</b>	29	<b>MHV 32 G32</b>	32	<b>CHV 32 LG</b>	36	<b>MHV 32 LG40</b>	40
with one or two levers and gasket, top entry	<b>CHV 32 G</b>	36	<b>MHV 32 G40</b>	40				
with levers and gasket, top entry	<b>CHV 32 G42</b>	42	<b>MHV 32 G50</b>	50				
with levers and gasket, top entry, without adapter 1)	<b>CFV 32 G29</b>	29	<b>MFV 32 G32</b>	32	<b>CFV 32 LG</b>	36	<b>MFV 32 LG40</b>	40
with lever/s and gasket, top entry, without adapter 1)	<b>CFV 32 G</b>	36	<b>MFV 32 G40</b>	40				
with levers and gasket, top entry, without adapter 1)	<b>CFV 32 G42</b>	42	<b>MFV 32 G50</b>	50				

1) enclosure without adapter, threaded on the body, to be used only with a complete cable gland.

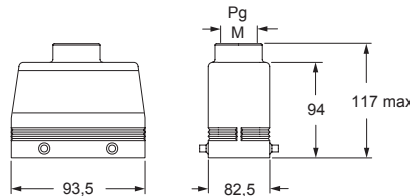
### CHO/CFO and MHO/MFO



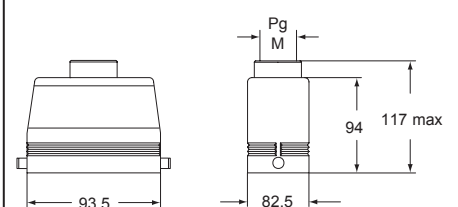
### CHO/CFO L and MHO/MFO L



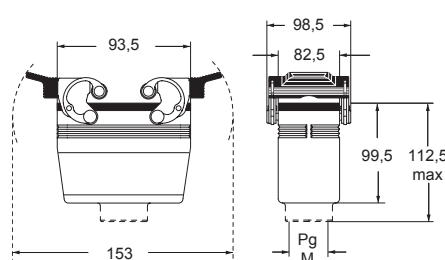
### CHV/CFV and MHV/MFV



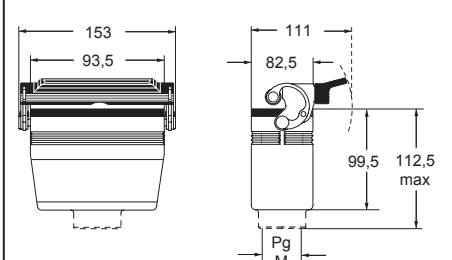
### CHV/CFV L and MHV/MFV L



### CHV/CFV G and MHV/MFV G



### CHV/CFV LG and MHV/MFV LG



**CAVUS** Type 4/4X/12



insulating cable gland or fittings without gasket



cable gland with O-Ring gasket