

UP5.0-12



Specification		
Nominal Voltage	12V	
Nominal Capacity (20HR)	5.0AH	
Dimension	Length	90±1mm (3.54 inches)
	Width	70±1mm (2.76 inches)
	Container Height	101±2mm (3.98 inches)
	Total Height (with Terminal)	107±2mm (4.21 inches)
	Approx Weight	Approx 1.75 kg (3lbs)
Terminal	T1 / T2	
Container Material	ABS	
Rated Capacity	5.00 AH/0.250A	(20hr, 1.80V/cell, 25°C/77°F)
	4.65 AH/0.465A	(10hr, 1.80V/cell, 25°C/77°F)
	4.20 AH/0.840A	(5hr, 1.75V/cell, 25°C/77°F)
	3.66 AH/1.22A	(3hr, 1.75V/cell, 25°C/77°F)
	3.04 AH/3.04A	(1hr, 1.60V/cell, 25°C/77°F)
Max. Discharge Current	75A (5s)	
Internal Resistance	Approx 30mΩ	
Operating Temperature Range	Discharge: -15~50°C (5~122°F)	
	Change : 0~40°C (32~104°F)	
	Storage : -15~40°C (5~104°F)	
Nominal Operating Temperature Range	25±3°C (77±5°F)	
Cycle Use	Initial Charging Current less than 1.50A.Voltage. 14.4V~15.0V at 25°C(77°F)Temp. Coefficient -30mV/°C	
Standby Use	No limit on Initial Charging Current Voltage. 13.5V~13.8V at 25°C(77°F)Temp. Coefficient -20mV/°C	
Capacity affected by Temperature	40°C (104°F) 103%	
	25°C (77°F) 100%	
	0°C (32°F) 86%	
Self Discharge	Batteries may be stored for up to 6 months at 25°C (77°F) and then a freshening charge is required.	

Constant Current Discharge (Amperes) at 25°C (77°F)															
F.V/Time	5min	10min	15min	20min	30min	45min	1h	2h	3h	4h	5h	6h	8h	10h	20h
1.85V/cell	9.60	6.69	5.52	4.79	3.84	2.95	2.42	1.48	1.12	0.924	0.784	0.679	0.540	0.449	0.248
1.80V/cell	11.8	7.99	6.40	5.42	4.25	3.22	2.60	1.57	1.18	0.971	0.818	0.709	0.560	0.465	0.250
1.75V/cell	14.0	9.03	7.06	5.90	4.54	3.42	2.74	1.64	1.22	1.00	0.840	0.727	0.575	0.474	0.253
1.70V/cell	15.9	9.96	7.64	6.33	4.77	3.55	2.85	1.70	1.26	1.03	0.861	0.744	0.584	0.482	0.257
1.65V/cell	17.5	10.7	8.08	6.65	4.97	3.69	2.97	1.75	1.30	1.05	0.880	0.758	0.593	0.489	0.261
1.60V/cell	18.4	11.2	8.42	6.86	5.11	3.77	3.04	1.81	1.33	1.07	0.898	0.773	0.606	0.497	0.262

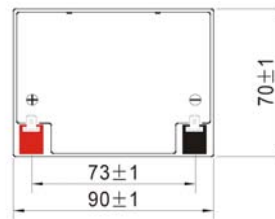
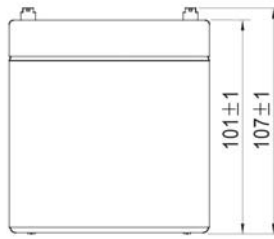
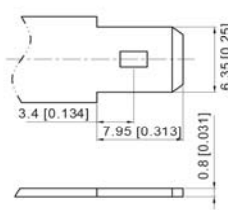
Constant Power Discharge (Watts) at 25°C (77°F)															
F.V/Time	5min	10min	15min	20min	30min	45min	1h	2h	3h	4h	5h	6h	8h	10h	20h
1.85V/cell	18.1	12.7	10.6	9.27	7.49	5.79	4.76	2.92	2.23	1.84	1.57	1.36	1.09	0.905	0.500
1.80V/cell	22.0	15.1	12.2	10.4	8.23	6.27	5.09	3.09	2.33	1.93	1.63	1.41	1.12	0.931	0.503
1.75V/cell	25.7	16.9	13.3	11.2	8.73	6.63	5.33	3.20	2.40	1.97	1.66	1.44	1.14	0.944	0.504
1.70V/cell	28.9	18.4	14.3	12.0	9.12	6.84	5.52	3.31	2.47	2.01	1.69	1.47	1.15	0.954	0.510
1.65V/cell	31.4	19.5	14.9	12.5	9.42	7.06	5.72	3.39	2.52	2.04	1.72	1.49	1.17	0.962	0.515
1.60V/cell	32.5	20.1	15.4	12.7	9.58	7.15	5.80	3.47	2.56	2.08	1.75	1.51	1.18	0.974	0.515



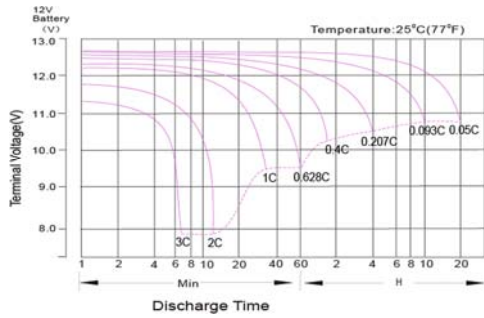
UP5.0-12

Dimensions

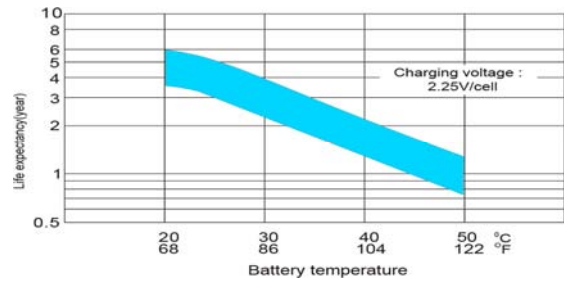
■ T2 Terminal
Unit: mm [inches]



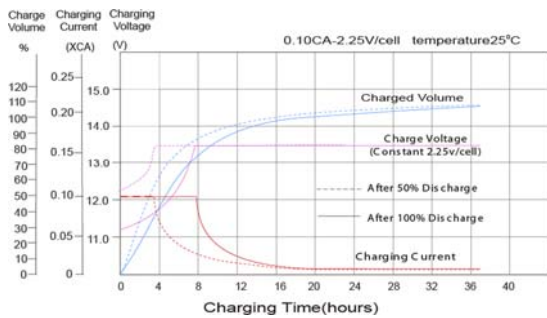
Discharge Characteristics



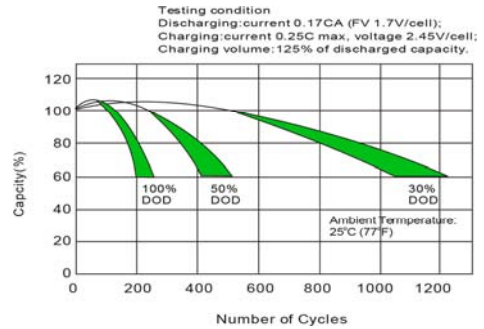
Effect of Temperature on Long Term Float Life



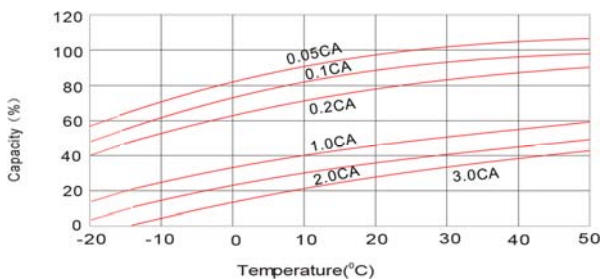
Float Charging Characteristics



Cycle Life in Relation to Depth of Discharge



Temperature Effects in Relation to Battery Capacity



Self Discharge Characteristics

