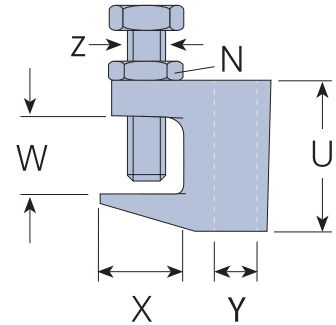
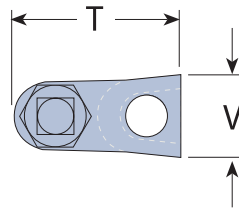





T29700 - Lindaptor

A flange clamp suitable for use with parallel or tapered flange beams.


This Lindaptor uses a hexagon head, high tensile cup point screw for secure grip.



Product Code	Hole Ø C	SWL Kn	Clamping Thickness W	Tightening Torque			Dimensions			
				Set Screw Z	Set Screw Z Nm	Locknut Z Nm	T mm	U mm	X mm	V mm
FL312D	13mm	3.1	3 - 23mm	M10	8	22	50	46	28	25

Installation

1. Slide Lindaptor onto beam flange and tighten set screw to recommended torque.
2. Tighten Locknut (N) to recommended torque.

 On tapered flanges the cup point set screw has to grip on the inside of the flange

