

Tabla de equivalencias entre lámparas de descarga especiales OSRAM, PHILIPS, GE Lighting y SYLVANIA

Lámparas Descarga un terminal

PHILIPS	OSRAM	GE Lighting	SYLVANIA	BASE
MPXL-DL35	HTI S 35/12			P32d
CDM-T 70 4000K	HSD 70	CMH 70	BA 70 SE T 6000K	G12
MSR 125 HR	MHI 123	CSR 125/SE/HR		GZX9.5
CDM/SA-T 150W	HCD 150W/42 4ARXS	CMH-150/T	BA 150 SE T 6000K	G12
MSD 150/2	HSD 150W/70 4ArXS		BA 150 SE NHR	G12
	HTI 150W			GY9.5
	HTI152W	CSS 150		GY9.5
MSR 200 HR	HMI 200W/SE	CSR 200/SE/HR	BA 200 SE HR	GZY9.5
MSD 200	HSD 200/60 4ARXS		BA 200 SE D	GY9.5
MSR 250 HR	HMI 250 W/SE			GZY9.5
MSD 250	HSD 250W/60 4ARXS	HSD 250/60	BA 250 SE D	GY9.5
MSD 250/2	HSD 250/80 4ARXS	CSD 250/2/SE	BA 250/2 SE D 8500K	GY9.5
MSR 400 HR	HMI 400W/SE	CSR 400/SE/HR	BA 400 SE HR	GZZ9.5
MSR 400	HSR 400/60	CSR 400/CS	BA 400 SE NHR	GX9.5
MSR 400 SA	HTI 405W/SE	CSR 400/SA		GY9.5
MSR 575 HR	HMI 575W/SEL	CSR 575/SE/HR	BA 575 SE HR	G22
MSP 575 W HR/P	HMO 575 SE		BS 575 SE HR	G22
MSD 575	HSD 575/72 4ARXS		BA 575 SE D	GY9.5
MSR 575/72	HSR 575/72	CSR 575/2/SE	BA 575 SE NHR	GX9.5
MSR 575/2	HSR 575/72	CSR 575/2/SE	BA 575/2 SE D 7.2	GX9.5
MSR 700 SA	HTI 705W/SE	CSR 700 SA	BA 700 SA	GY9.5
MSR 700	HSR 700/60		BA 700 SE NHR	GY9.5
MSR 700/2	HSR 700/2	CSR 700/2/SE	BA 700 SE NHR	G22
MSR 1200 SA	HTI 1200W/SE	CSR 1200 SA		GY22
MSR 1200 HR	HMI 1200W/SE	CSR 1200/SE/HR	BA 1200 SE HR	G38
MSR 1200	HSR 1200/60		BA 1200 SE NHR	G22
MSR 1200/2	HSR 1200/60	CRS 1200/2/SE	BA 1200 SE NHR	G22
MSR 1200 SA	HTI 1200 W/SE XS	CSR 1200 SA		GY22
MSD 1200	HSD 1200W/60 4ArXS			G22
MSR 2000 SA	HTI 1800 W/SE	CSR 2000 SA		GY22
MSR 2500 HR	HMI 2500W/SE	CSR 2500/SE/HR	BA 2500 SE HR	G38
	HTI 2500W/SE			GY22 + CABLE
MSR 4000 HR	HMI 4000W/SE	CSR 4000/SE/HR	BA 4000 SE HR	G38
MSR 6000 HR	HMI 6000W/SE	CSR 6000/SE/HR		G38
MSR 12000 HR	HMI 12000W/SE	CSR 12000/SE/HR		G38
MSR 18000 HR	HMI 12000W/SE/GX51	CSR 18000/SE/HR		GX51

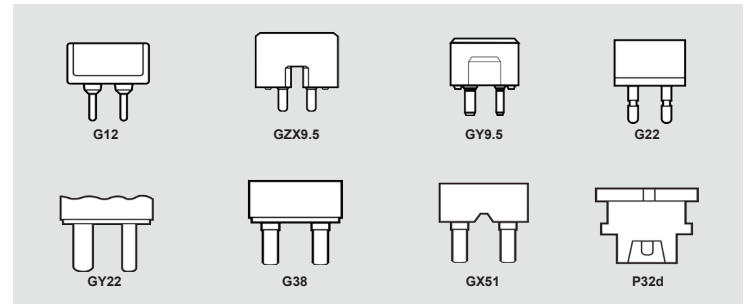
Lámparas Descarga un terminal PGJX28, PGJ41 y PGJX50

PHILIPS	OSRAM	GE Lighting	SYLVANIA	BASE
MSR Gold 300/2 MiniFastFit		CSR300/2/TAL	BA 300/2 mini BriteFit	PGJX28
MSD Gold 300/2 MiniFastFit	HSD 300 W/80/P28 Lok-it	CSD300/2/TAL	BA 300/2 LL mini BriteFit	PGJX28
MSR Gold 400 MiniFastFit	HTI 400W/60/P28			PGJX28
MSR Gold 575/2 MiniFastFit			BA 575/2 mini BriteFit	PGJX28
MSR Gold 700/2 MiniFastFit	HTI 700W/75/P28 Lok-it	CSR700/TAL/60	BA 700/2 mini BriteFit	PGJX28
MSR Gold 700 FastFit	HTI 700W/75/P50	CSR 700/TAL/60		PGJX50
MSR Gold 700/2 FastFit	HTI 700W/75/P50 LOK-IT	CSR700/TAL	BA 700/2 BriteFit	PGJX50
MSR Gold 1200 SA/SE				PGJ41
MSR Gold 1200 FastFit				PGJX50
MSR Gold 1500 FastFit	HTI 1500 W/60/P50 Lok-it	CSR1500/TAL	BA 1500 BriteFit	PGJX50
MSR Gold 2000 FastFit				PGJX50
MSR Gold 2000/2 FastFit				PGJX50
MSR Gold 2500/2 FastFit				PGJX50

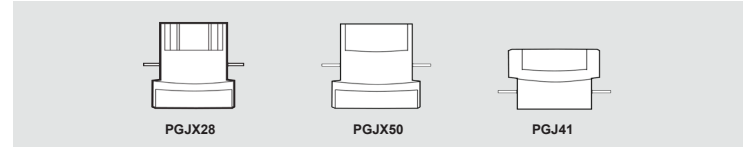
Lámparas Descarga dos terminales

PHILIPS	OSRAM	GE Lighting	SYLVANIA	BASE
	HTI 200W/D3/70			SFc 10-4
	HTI 250W/D5/80			SFc 10-4
	HTI 300W/DX			SFc 10-4
	HTI 300W/DEL			SFc 10-4
	HTI 300W/D5/65			SFc 10-4
MSR 400 SA/2 DE	HTI 400W/D3/75	CSR 400 DE/S		SFc 10-4
MSP 400W	HMP 400 DE		BS 400	SFc 10-4
MSP 575 W	HMP 575 DE		BS 575	SFc 10-4
MSR Gold 575 SA/2 DE	HTI 575 W/D4/75	CSR 575/S/DE		SFc 10-4
	HTI 575 W/D5/75			SFc 10-4
MSI 575W	HMI 575W/GS	CSR 575/DE	BA 575 DE 5600K	SFc 10-4
MSI 575/2 DE	HTI 575/DE	CSR 575/2/DE	BA 575/2 DE 8000K	SFc 11-4
MSR Gold 700W SA/2/DE	HTI 700W/D4/75	CSR 700 S/DE/72	BA 700/2 DE S 7500K	SFc 10-4
MSI 1200W	HMI 1200W GS	CSR 1200/DE	BA 1200 DE	SFc 15.5-6
MSR Gold 1200SA/DE	HTI 1200W/D7/60	CSR 1200/S/DE/60	BA 1200 DE S 6000K	SFc 10-4
MSR Gold 1200SA/2 DE	HTI 1200W/D7/75	CSR 1200/DE/75	BA 1200 DE S 7200K	SFc 10-4
MSR Gold 1510 SA/DE	HTI 1500W/D7/60	CSR 1500/S/DE/60		SFc 10-4
MSI 2500W	HMI 2500W W/DEL	CSR 2500/DE	BA 2500 DE	SFa 21-12
	HMI 2500W/S		BA 2500 DE S	SFa 21-12
MSA 2500 DE	HMI 2500W SFA21		BA 2500 DE A	SFC
	HTI 2500W/DEL			Special
MSI 4000W	HMI 4000W DE	CSR 4000/DE	BA 4000 DE	SFa 21-12
MSI 6000W	HMI 6000W XS	CSR 6000/DE	BA 6000 DE	S 25.5 x 60
MSI 12000W	HMI 12000W/XS	CSR 12000/DE	BA 12000 DE	S 30 x 70
	HMI 18000W/XS	CSR 18000/DE		S 30 x 70

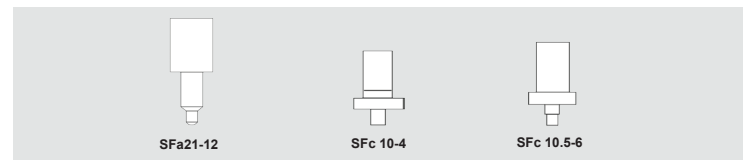
Dibujos bases de lámparas Descarga un terminal



Dibujos bases de lámparas Descarga un terminal PGJX28, PGJ41 y PGJX50



Lámparas Descarga dos terminales



Fabricantes

PHILIPS

OSRAM



SYLVANIA